

U(1)-symmetric Gaussian fermionic projected entangled paired states and their Gutzwiller projection

Jheng-Wei Li¹, Jan von Delft¹, and Hong-Hao Tu²

¹Arnold Sommerfeld Center for Theoretical Physics, Center for NanoScience, and Munich Center for Quantum Science and Technology, Ludwig-Maximilians-Universität München, 80333 München, Germany

²Institut für Theoretische Physik, Technische Universität Dresden, 01062 Dresden, Germany



(Received 16 August 2022; accepted 15 February 2023; published 27 February 2023)

We develop a formalism for constructing particle-number-conserving Gaussian fermionic projected entangled pair states [U(1)-GfPEPSs] and show that these states can describe ground states of band insulators and gapless fermions with band touching points. When using them as variational *Ansätze* for two Dirac fermion systems (the π -flux model on the square lattice and the $[0, \pi]$ -flux model on the kagome lattice), we find that the U(1)-GfPEPSs, even with a relatively small bond dimension, can accurately approximate the Dirac Fermi sea ground states. By applying Gutzwiller projectors on top of these U(1)-GfPEPSs, we obtain a PEPS representation of U(1)-Dirac spin liquid states for spin-1/2 systems. With state-of-the-art tensor network numerics, the critical exponent in the spin-spin correlation function of the Gutzwiller-projected π -flux state is estimated to be $\eta \approx 1.7$.

DOI: [10.1103/PhysRevB.107.085148](https://doi.org/10.1103/PhysRevB.107.085148)

I. INTRODUCTION

The idea of the Gutzwiller wave function plays a crucial role in the study of strongly correlated systems. Its original formulation considers a Slater determinant wave function for electrons and supplements that with a Gutzwiller operator accounting for electron correlations [1,2]. Since its invention, the scope of the Gutzwiller wave function has been considerably broadened. For instance, Anderson proposed a Gutzwiller-projected BCS state for high- T_c cuprates [3]. In the modern context, the Gutzwiller wave function has evolved into the framework of a systematic approach called “parton construction,” which includes three main steps: (i) The constituent particles (fermions, bosons, or spins) of an interacting system are split into fermionic or bosonic “partons” with enlarged Hilbert spaces. (ii) The fermionic or bosonic partons are placed into certain noninteracting (quadratic) mean-field Hamiltonians with fermionic or bosonic Gaussian ground states. (iii) The Gutzwiller projection, taking the form of a local projector, is applied to Gaussian ground states of partons to remove unphysical states introduced by the parton construction. For paradigmatic examples like the Haldane-Shastry model [4,5] and Kitaev’s honeycomb model [6], Gutzwiller wave functions are exact ground states and provide invaluable insight into exotic states emerging from strong correlations.

From a numerical perspective, the variational Monte Carlo method using Gutzwiller-projected fermionic wave functions has been one of the key methods for strongly correlated systems [7–9]. Recently, several methods have been developed for converting fermionic Gaussian states into matrix product states (MPSs) [10–16]. In the MPS representation, the Gutzwiller projection can be implemented easily. This provides not just a new approach for evaluating physical quantities in Gutzwiller wave functions but also physically motivated MPSs for initializing density matrix renormaliza-

tion group (DMRG) calculations [17–20]. Such a strategy has already seen success in accelerating DMRG calculations and, for topologically ordered phases, targeting degenerate ground states in different topological sectors [21–24].

For two-dimensional (2D) systems, too, it is highly desirable to develop a method converting Gutzwiller-projected wave functions into projected entangled pair states (PEPSs) [25]. Similar to the benefits of the DMRG, Gutzwiller wave functions can serve as good initial inputs in PEPS-based variational methods [26–30]. For concrete Hamiltonians, the comparison of Gutzwiller wave functions with brute-force PEPS numerical results would also become possible. Furthermore, for 2D systems, the PEPS representation of Gutzwiller wave functions has two advantages over its MPS counterpart: (i) Infinite-size PEPS algorithms [31–35] work directly in the thermodynamic limit, whereas the MPS approach using a cylindrical boundary condition suffers from finite-size effects. (ii) For topological systems, the local tensor of PEPS usually exhibits a symmetry [36–39], which can be used to characterize topological properties.

In this work, we develop a systematic approach to convert Gutzwiller-projected Fermi sea states into PEPSs. It is based on a specification of the Gaussian fermionic PEPS (GfPEPS) formalism [40] to a particle-number-conserving setting [referred to as U(1)-GfPEPS hereafter]. We show that the U(1)-GfPEPS can describe band insulators whose filled valence bands and empty conduction bands are separated by a gap, as well as semimetals with band touching points (e.g., Dirac points) between valence and conduction bands. The case of an open Fermi surface is beyond the scope of U(1)-GfPEPS. Furthermore, we develop a variational algorithm that starts with a particle-number-conserving free fermionic Hamiltonian and approximates its ground state with U(1)-GfPEPS. This complements previous works focusing on analytical constructions [41–46] and a related numerical work

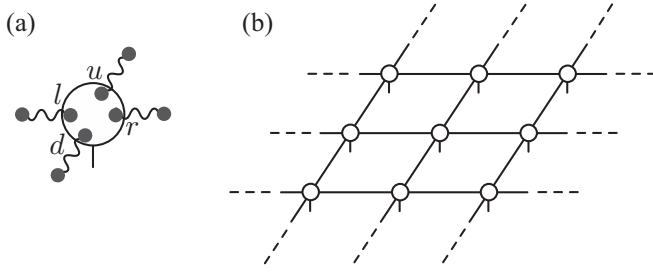


FIG. 1. (a) Schematic of a U(1)-GfPEPS projector $|T_{\mathbf{r}}\rangle$ together with the maximally entangled virtual bonds between neighboring sites. (b) The resulting fermionic PEPS on a square lattice by tiling the local tensors together.

which does not impose particle-number conservation [47]. For two Dirac fermion systems (the π -flux model on the square lattice and the $[0, \pi]$ -flux model on the kagome lattice), the benchmark calculations with U(1)-GfPEPS accurately reproduce the filled band dispersions with a relatively small bond dimension. The application of additional Gutzwiller projectors to these U(1)-GfPEPSs provides PEPS *Ansätze* for U(1)-Dirac spin liquids. From these we calculate their spin-spin correlation functions with state-of-the-art tensor network algorithms and obtain a critical exponent $\eta \approx 1.7$ for the Gutzwiller-projected π -flux state.

The rest of this paper is organized as follows. In Sec. II we describe our methods, including the construction of U(1)-GfPEPS and its correlation matrix formalism, the variational optimization algorithm for U(1)-GfPEPS, the implementation of Gutzwiller projection, and the contraction method for computing physical quantities. In Sec. III, we apply these methods to two benchmark examples, i.e., the π -flux model on the square lattice and the $[0, \pi]$ -flux model on the kagome lattice. The U(1)-Dirac spin liquid states obtained after Gutzwiller projection are also studied. Section IV provides a summary and gives some outlook. Appendix A includes technical details on particle-number-conserving fermionic Gaussian states. Appendix B describes some benchmark results for a two-point function for the π -flux state on the square lattice.

II. METHODS

A. U(1)-symmetric Gaussian fermionic projected entangled paired state

We use the square lattice to illustrate the construction of U(1)-GfPEPS; the extension to other lattices is straightforward. Each site of the lattice hosts P physical fermionic modes, with creation operators $c_{\mathbf{r},\mu}^\dagger$ ($\mu = 1, \dots, P$), as well as $4M$ virtual fermionic modes, with creation operators $c_{\mathbf{r},v,\alpha}^\dagger$ ($v = l, r, d, u$ and $\alpha = 1, \dots, M$), where $l, r, d,$ and u denote left, right, down, and up, respectively.

To define a U(1)-GfPEPS (see Fig. 1), virtual fermions between every two neighboring sites form M maximally entangled bonds,

$$|I\rangle = \prod_{\mathbf{r}} \prod_{\alpha=1}^M (c_{\mathbf{r},r,\alpha}^\dagger + c_{\mathbf{r}+\mathbf{x},l,\alpha}^\dagger)(c_{\mathbf{r},u,\alpha}^\dagger + c_{\mathbf{r}+\mathbf{y},d,\alpha}^\dagger)|0\rangle_{\mathbf{v}}, \quad (1)$$

where, for an $L \times L$ lattice with periodic or antiperiodic boundary conditions, virtual fermions have a fixed particle number $N_{\mathbf{v}} = 2ML^2$. $|0\rangle_{\mathbf{v}}$ is the vacuum of virtual fermions. A fermionic PEPS is defined by $|\Psi\rangle = \langle I|T\rangle$ [40,44], where $|T\rangle$ is the PEPS projector,

$$|T\rangle = \prod_{\mathbf{r}} T_{\mathbf{r}}|0\rangle_{\mathbf{p},\mathbf{v}}. \quad (2)$$

Here $|0\rangle_{\mathbf{p},\mathbf{v}}$ is the shared vacuum of physical and virtual fermions, and $T_{\mathbf{r}}$ creates a local state of physical and virtual fermions at site \mathbf{r} . To illustrate the construction, we shall focus on the translationally invariant case and consider the same $T_{\mathbf{r}}$ for all sites [48]. The PEPS is hence fully characterized by the local state $T_{\mathbf{r}}|0\rangle_{\mathbf{p},\mathbf{v}}$. Generally, $T_{\mathbf{r}}$ is parametrized as

$$T = \sum_{\{m_{\mu}\}, \{n_{v,\alpha}\}} T_{\{n_{v,\alpha}\}}^{\{m_{\mu}\}} \times \left[\prod_{\mu=1}^P (c_{\mu}^\dagger)^{m_{\mu}} \right] \left[\prod_{v=l,r,d,u} \prod_{\alpha=1}^M (c_{v,\alpha}^\dagger)^{n_{v,\alpha}} \right], \quad (3)$$

where, here and in the following, the site index \mathbf{r} is dropped when we refer to a local site. m_{μ} ($n_{v,\alpha}$) is understood as the collection of occupation numbers of physical (virtual) modes. The conserved fermion parity of $|\Psi\rangle$, known as the ‘‘fermion superselection rule,’’ is imposed by requiring that $T_{\{n_{v,\alpha}\}}^{\{m_{\mu}\}}$ vanishes if $\sum_{\mu} m_{\mu} + \sum_{v,\alpha} n_{v,\alpha}$ is odd (or even).

To describe the ground state of fermionic systems with a fixed particle number, the \mathbb{Z}_2 parity conservation of the local tensor T should be promoted to the U(1) particle-number conservation by imposing that $T_{\{n_{v,\alpha}\}}^{\{m_{\mu}\}}$ is nonvanishing if and only if $\sum_{\mu} m_{\mu} + \sum_{v,\alpha} n_{v,\alpha} = Q$, where Q is the total number of physical and virtual fermions at a single site. We henceforth restrict ourselves to free fermionic systems (i.e., ones described by quadratic fermionic Hamiltonians) and require the PEPS projector in Eq. (2) to be a fermionic Gaussian state [40]. Thus, for PEPS describing free fermionic ground states with a fixed particle number, the PEPS projector reduces to a local Slater determinant created by

$$T = \prod_{q=1}^Q d_q^\dagger, \quad (4)$$

where the orbitals d_q^\dagger are linear combinations of physical modes $c_{\mathbf{r},\mu}^\dagger$ and virtual modes $c_{\mathbf{r},v,\alpha}^\dagger$ at the same site. The explicit form of d_q^\dagger will be specified in Sec. II B. For the U(1)-GfPEPS defined as $|\Psi\rangle = \langle I|T\rangle$, the number of physical fermions that remain after contracting the virtual modes is $N_{\mathbf{p}} = QL^2 - N_{\mathbf{v}} = (Q - 2M)L^2$. For a system of spin-1/2 fermions, the half-filling condition $N_{\mathbf{p}} = L^2$ is achieved by choosing $Q = 2M + 1$.

B. Correlation matrix formulation

As for fermionic Gaussian states, the virtual bond state $|I\rangle$ and PEPS projector $|T\rangle$ are characterized by their correlation matrices [49,50]. This provides an efficient computational tool for U(1)-GfPEPS. Below we provide key results that

are relevant for U(1)-GfPEPS and leave further details to Appendix A.

Because of translational invariance, we switch to momentum space with $c_{\mathbf{r},\mu}^\dagger = \frac{1}{L} \sum_{\mathbf{k}} c_{\mathbf{k},\mu}^\dagger e^{-i\mathbf{k}\cdot\mathbf{r}}$ for physical modes (μ is replaced by ν, α for virtual modes). $\mathbf{k} = (k_x, k_y)$ is a point in the first Brillouin zone (FBZ), and its allowed values depend on boundary conditions. For instance, antiperiodic and periodic boundary conditions along the x direction allow $k_x = \frac{2\pi}{L}(n_x + 1/2)$ and $k_x = \frac{2\pi}{L}n_x$, respectively, with $n_x = 0, 1, \dots, L-1$.

For the virtual bond state $|I\rangle$, we write its density operator as $\rho_{\text{in}} = |I\rangle\langle I|$ [input of U(1)-GfPEPS] and define its correlation matrix as

$$[\mathcal{C}_{\text{in}}(\mathbf{k})]_{(\nu,\alpha),(\nu',\alpha')} = 2\text{tr}_{\nu}(\rho_{\text{in}} c_{\mathbf{k},\nu,\alpha}^\dagger c_{\mathbf{k},\nu',\alpha'}) - \delta_{\nu,\nu'}\delta_{\alpha,\alpha'}, \quad (5)$$

where the trace tr_{ν} is with respect to virtual modes. Such a correlation matrix is called a complex correlation matrix in Appendix A. To calculate this correlation matrix, one may express $|I\rangle$ in momentum space as

$$|I\rangle = \prod_{\mathbf{k}} \prod_{\alpha=1}^M (c_{\mathbf{k},r,\alpha}^\dagger + c_{\mathbf{k},l,\alpha}^\dagger e^{-ik_x})(c_{\mathbf{k},u,\alpha}^\dagger + c_{\mathbf{k},d,\alpha}^\dagger e^{-ik_y})|0\rangle_{\nu}. \quad (6)$$

The explicit form of the $4M \times 4M$ correlation matrix $\mathcal{C}_{\text{in}}(\mathbf{k})$ is then obtained as

$$\mathcal{C}_{\text{in}}(\mathbf{k}) = \begin{pmatrix} 0 & e^{ik_x} \mathbb{1}_M \\ e^{-ik_x} \mathbb{1}_M & 0 \end{pmatrix} \oplus \begin{pmatrix} 0 & e^{ik_y} \mathbb{1}_M \\ e^{-ik_y} \mathbb{1}_M & 0 \end{pmatrix}, \quad (7)$$

where $\mathbb{1}_M$ is an $M \times M$ identity matrix.

As the PEPS projector $|T\rangle$ assumes a translationally invariant on-site form [see Eq. (2)], its correlation matrix is block diagonal in both real and momentum space, and all blocks are the same. Thus, it is sufficient to parametrize this block by considering a single site \mathbf{r} (or momentum \mathbf{k}):

$$\mathcal{C}_T = \begin{pmatrix} A & B \\ B^\dagger & D \end{pmatrix}. \quad (8)$$

The submatrices encode two-point correlators between two physical modes ($P \times P$ matrix A), two virtual modes ($4M \times 4M$ matrix D), and one physical mode and one virtual mode ($P \times 4M$ matrix B):

$$\begin{aligned} A_{\mu,\mu'} &= 2\text{tr}_{\mathbf{p},\nu}(\rho_T c_{\mathbf{r},\mu}^\dagger c_{\mathbf{r},\mu'}) - \delta_{\mu,\mu'}, \\ D_{(\nu,\alpha),(\nu',\alpha')} &= 2\text{tr}_{\mathbf{p},\nu}(\rho_T c_{\mathbf{r},\nu,\alpha}^\dagger c_{\mathbf{r},\nu',\alpha'}) - \delta_{\nu,\nu'}\delta_{\alpha,\alpha'}, \\ B_{\mu,(\nu',\alpha')} &= 2\text{tr}_{\mathbf{p},\nu}(\rho_T c_{\mathbf{r},\mu}^\dagger c_{\mathbf{r},\nu',\alpha'}), \end{aligned} \quad (9)$$

where ρ_T is the Gaussian density operator for $|T\rangle$ and $\text{tr}_{\mathbf{p},\nu}$ is with respect to both physical and virtual modes. It is transparent that Eq. (9) has the same form in momentum space (i.e., \mathbf{r} is replaced by \mathbf{k}). Further important information utilizing the results in Appendix A is as follows: As $|T\rangle$ is a pure state, \mathcal{C}_T is Hermitian and can be diagonalized as

$$U^\dagger \mathcal{C}_T U = \begin{pmatrix} \mathbb{1}_Q & 0 \\ 0 & -\mathbb{1}_{P+4M-Q} \end{pmatrix}, \quad (10)$$

where the identity block $\mathbb{1}_Q$ corresponds to occupied single-particle orbitals d_q^\dagger [see Eq. (4)]. Their explicit form is given

by

$$d_q^\dagger = \sum_{\mu=1}^P U_{q,\mu}^\dagger c_\mu^\dagger + \sum_{\nu=l,r,d,u} \sum_{\alpha=1}^M U_{q,(\nu,\alpha)}^\dagger c_{\nu,\alpha}^\dagger, \quad (11)$$

with $q = 1, \dots, Q$.

For the U(1)-GfPEPS $|\Psi\rangle = \langle I|T\rangle$, its Gaussian density operator ρ_{out} is obtained from $\rho_{\text{out}} \propto \text{tr}_{\nu}(\rho_T \rho_{\text{in}})$ as the output. The correlation matrix of ρ_{out} is block diagonal in momentum space and can be defined as

$$[\mathcal{C}_{\text{out}}(\mathbf{k})]_{\mu,\mu'} = 2\text{tr}_{\mathbf{p}}(\rho_{\text{out}} c_{\mathbf{k},\mu}^\dagger c_{\mathbf{k},\mu'}) - \delta_{\mu,\mu'}. \quad (12)$$

It is related to $\mathcal{C}_{\text{in}}(\mathbf{k})$ and \mathcal{C}_T via

$$\mathcal{C}_{\text{out}}(\mathbf{k}) = A - B[D + \mathcal{C}_{\text{in}}(\mathbf{k})]^{-1} B^\dagger, \quad (13)$$

as shown in Appendix A. This expression is the main formal result of this paper. Note that this equation can also be derived by using a Majorana fermion formulation with proper symmetry constraints, as shown in Ref. [41].

Before moving on to numerical optimization, we comment on which systems the U(1)-GfPEPS *Ansatz* is suitable for. Equation (6) shows that each \mathbf{k} point in the FBZ accommodates $2M$ virtual modes. These virtual modes should be contracted with virtual modes in the U(1)-GfPEPS projector $|T\rangle$, where the latter has Q physical and virtual modes at each \mathbf{k} point. Thus, after contracting the virtual modes, the U(1)-GfPEPS has $Q - 2M$ physical modes for each \mathbf{k} point. This means that, for U(1)-GfPEPSs, the number of occupied physical modes must be the *same* at each \mathbf{k} point. While gapped band insulators and gapless semimetals (e.g., those with Dirac points) fulfill this requirement, the possibility of describing a Fermi surface is ruled out. Although gapless fermions with a Fermi surface are known to violate the entanglement area law [51,52] and cannot be described by PEPS with a fixed bond dimension in the thermodynamic limit, our explicit construction nevertheless puts a stronger constraint on U(1)-GfPEPS: If translational symmetry is preserved, U(1)-GfPEPS cannot have a Fermi surface even on finite-size systems.

C. Optimization

Consider a quadratic Hamiltonian of fermions

$$H = \sum_{\mathbf{k}} \sum_{\mu,\mu'=1}^P c_{\mathbf{k},\mu}^\dagger [\mathcal{H}(\mathbf{k})]_{\mu,\mu'} c_{\mathbf{k},\mu'}, \quad (14)$$

where $\mathcal{H}(\mathbf{k})$ is the single-particle Hamiltonian matrix. We use the U(1)-GfPEPS as a variational *Ansatz* to approximate its ground state. We note that the U(1)-GfPEPS has $Q - 2M$ occupied physical modes at each \mathbf{k} point, so it will approximate the Fermi sea ground state of Eq. (14) with $Q - 2M$ occupied bands, implying a filling factor $(Q - 2M)/P$. The variational energy of the U(1)-GfPEPS with correlation matrix \mathcal{C}_{out} [see Eq. (12)] is given by

$$E = \frac{1}{2} \sum_{\mathbf{k}} \text{Tr}\{[\mathcal{C}_{\text{out}}(\mathbf{k}) + \mathbb{1}_P] \mathcal{H}(\mathbf{k})^T\}, \quad (15)$$

where Tr is the usual matrix trace. The variational space is the correlation matrix \mathcal{C}_T for the U(1)-GfPEPS projector (8),

which relates to $\mathcal{C}_{\text{out}}(\mathbf{k})$ via Eq. (13) [$\mathcal{C}_{\text{in}}(\mathbf{k})$ is fixed; see Eq. (7)].

For the energy minimization, we observe that the unitary matrix U in Eq. (10) can be parameterized as $U = (W, W_{\perp})$, with W corresponding to the occupied modes and W_{\perp} , the orthogonal complement of W , corresponding to the unoccupied ones. By that, we can express \mathcal{C}_T in terms of W ,

$$\mathcal{C}_T = WW^{\dagger} - W_{\perp}W_{\perp}^{\dagger} = 2WW^{\dagger} - \mathbb{1}_{P+4M}. \quad (16)$$

Combining Eqs. (8), (13), and (15), our task boils down to numerically optimizing W to minimize the ground-state energy in Eq. (15) under the isometry constraint $W^{\dagger}W = \mathbb{1}_Q$.

We obtain the optimal W by gradient-based optimization schemes developed in Refs. [53–57]. First, we compute the numerical gradient $g^* = \frac{\partial E}{\partial W}$, which can be evaluated by finite difference or autodifferentiation. The gradients with respect to the unoccupied modes are always zero as they do not participate in the energetics.

Second, we project g onto the tangent space of $U = (W, W_{\perp})$, which yields

$$G = (g - Wg^{\dagger}W, -Wg^{\dagger}W_{\perp}). \quad (17)$$

Note that the equation defining tangent vectors Δ of U can be obtained by differentiating $UU^{\dagger} = \mathbb{1}$, which gives $\Delta U^{\dagger} + U\Delta^{\dagger} = 0$ (i.e., ΔU^{\dagger} is skew symmetric), and we can verify that G indeed satisfies such a constraint.

Next, we minimize the energy along the geodesic defined by G , i.e., $E(\alpha)$, with $W(\alpha) = e^{-\alpha Q_G}W$, where

$$Q_G = GU^{\dagger} = gW^{\dagger} - Wg^{\dagger}. \quad (18)$$

The isometry W is then updated according to the optimal value of α via the Wolfe line search [58]. This procedure is repeated until the norm of the gradient is sufficiently small. To accelerate the convergence of such gradient descent minimization, one can modify the line search direction by combining the current gradient with the previous ones; commonly used methods include the nonlinear conjugate gradient [53,55], the limited-memory Broyden-Fletcher-Goldfarb-Shanno [57], and the direct inversion in the iterative subspace [59]. To reduce the numerical noise, one can antisymmetrize Q_G manually at the end, after adding up the gradients. All methods improve the convergence rate compared to gradient descent. In this work, we adopt the nonlinear conjugate gradient algorithm, and to reduce the numerical noise, we manually antisymmetrize Q_G at the end, after adding up the gradients.

Once the optimal \mathcal{C}_T and \mathcal{C}_{out} have been obtained, it is also possible to compare the exact band dispersions obtained by diagonalizing $\mathcal{H}(\mathbf{k})$ with the variational ones obtained from U(1)-GfPEPS. One can diagonalize $\mathcal{C}_{\text{out}}(\mathbf{k})$ to obtain

$$V(\mathbf{k})^{\dagger}\mathcal{C}_{\text{out}}(\mathbf{k})V(\mathbf{k}) = \begin{pmatrix} \mathbb{1}_{Q-2M} & 0 \\ 0 & -\mathbb{1}_{P-Q+2M} \end{pmatrix}. \quad (19)$$

Then, the occupied physical orbitals are given by $f_{\mathbf{k},q}^{\dagger} = \sum_{\mu=1}^P V(\mathbf{k})_{q,\mu}^{\dagger} c_{\mathbf{k},\mu}^{\dagger}$, with $q = 1, \dots, Q - 2M$. The single-particle Hamiltonian $\mathcal{H}(\mathbf{k})$ is then projected into this one-particle-occupied subspace by defining

$$[\mathcal{H}(\mathbf{k})]_{q,q'} = [V(\mathbf{k})^{\dagger}\mathcal{H}(\mathbf{k})V(\mathbf{k})]_{q,q'}, \quad (20)$$

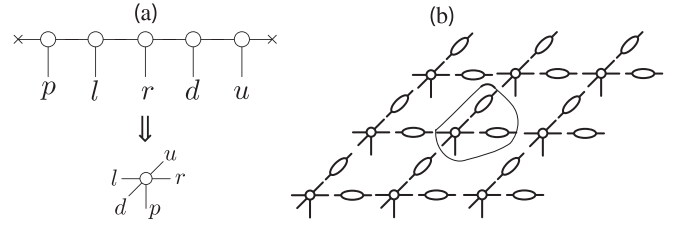


FIG. 2. Schematics of (a) converting the MPS form of T_r to a PEPS local tensor and (b) contracting T_r with entangled bond states (in oval shapes) to obtain a PEPS represented by a single local tensor.

with $q, q' = 1, \dots, Q - 2M$. Its eigenvalues give the variational dispersions for the *filled* bands.

D. Gutzwiller projection and tensor network contraction

The Gutzwiller projection is implemented by a product of local operators. For simplicity, we illustrate its implementation for spin-1/2 fermions at each site ($P = 2$). The full Gutzwiller projection is defined by $P_G = \prod_{\mathbf{r}} (n_{\mathbf{r},\uparrow} - n_{\mathbf{r},\downarrow})^2$, with $n_{\mathbf{r},\mu} = c_{\mathbf{r},\mu}^{\dagger} c_{\mathbf{r},\mu}$ ($\mu = \uparrow, \downarrow$). P_G deletes empty and doubly occupied states and keeps two singly occupied states $|\mu\rangle = c_{\mu}^{\dagger}|0\rangle$ that are identified as spin-1/2 degrees of freedom.

Once the U(1)-GfPEPS projector $\prod_{\mathbf{r}} T_{\mathbf{r}}|0\rangle_{\text{p,v}}$ is obtained, the Gutzwiller projection results in a (fermionic) PEPS with projector $\prod_{\mathbf{r}} (n_{\mathbf{r},\uparrow} - n_{\mathbf{r},\downarrow})^2 T_{\mathbf{r}}|0\rangle_{\text{p,v}}$, and the virtual bond state $|I\rangle$ is unchanged. Utilizing this idea, it becomes possible to convert a Gutzwiller-projected Fermi sea state into PEPS, where the unprojected Fermi sea is approximated by optimizing U(1)-GfPEPS with respect to some quadratic Hamiltonians of fermions.

The remaining task is to derive the explicit tensor form of the U(1)-GfPEPS projector. If we write the occupied orbitals in Eq. (11) in the more compact form $d_q^{\dagger} = \sum_{\zeta=1}^{P+4M} U_{q,\zeta}^* c_{\zeta}^{\dagger}$, with ζ enumerating all physical and virtual modes, the U(1)-GfPEPS local projector in Eq. (4) can be expressed in a Slater determinant form,

$$T = \sum_{\zeta_1 < \dots < \zeta_Q} \det(U_{(1,\dots,Q),(\zeta_1,\dots,\zeta_Q)}^{\dagger}) c_{\zeta_1}^{\dagger} \cdots c_{\zeta_Q}^{\dagger}, \quad (21)$$

where local tensor coefficients [see Eq. (3)] can be read out from the determinants. Gutzwiller projection simply removes some configurations in Eq. (21). Other local operators can be applied in a similar way.

Alternatively, one can also construct the U(1)-GfPEPS projector via the MPO-MPS approach [11]. This is most convenient when working with tensor network libraries supporting U(1) or non-Abelian symmetries. For the local projector $T|0\rangle_{\text{p,v}} = \prod_{q=1}^Q d_q^{\dagger}|0\rangle_{\text{p,v}}$, the vacuum $|0\rangle_{\text{p,v}}$ is treated as an MPS with bond dimension $D = 1$. Each occupied orbital d_q^{\dagger} is then represented as an matrix product operator (MPO) with bond dimension $D = 2$ (see Refs. [11,22]). After applying all Q MPOs for occupied orbitals, $T|0\rangle_{\text{p,v}}$ is represented as an MPS with bond dimension $D = 2^Q$. The local tensor in Eq. (3) is obtained by contracting all virtual indices of this MPS [see Fig. 2(a)]. The advantage of the MPO-MPS approach is that the tensor entries of $T|0\rangle_{\text{p,v}}$ as well as the corresponding symmetry structure, including the quantum

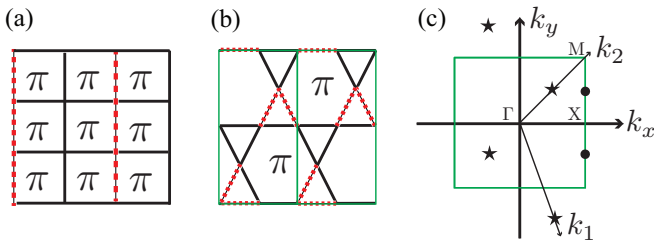


FIG. 3. Schematics of (a) the π -flux model on the square lattice and (b) the $[0, \pi]$ -flux model on the kagome lattice. The solid (red dashed) lines are the bonds with hopping $t = 1$ ($t = -1$). (c) The first Brillouin zone (in green) of the effective square lattices for (a) and (b) with $\Gamma = (0, 0)$, $X = (\pi, 0)$, and $M = (\pi, \pi)$. The black dots denote two Dirac nodes at $(\pi, \pm\pi/2)$ for the π -flux model, and the black stars denote Dirac nodes at $(\pi/2, -3\pi/2)$ and $(\pi/2, \pi/2)$ for the $[0, \pi]$ -flux model along the k_1 and k_2 directions, respectively.

numbers of the symmetric tensors and the corresponding Clebsch-Gordan coefficients, can be automatically generated.

After the Gutzwiller projection, it is practical to contract the virtual bonds in Eq. (1) into the PEPS local tensors [see Fig. 2(b)]. As the optimization of U(1)-GfPEPS is very efficient and the system size that can be reached is quite large, we can tile up the resulting Gutzwiller-projected U(1)-GfPEPS tensor to approximate the state on an infinite lattice. Such an infinite PEPS involves a single tensor at each site and is ready to compute physical quantities with fermionic tensor network contraction algorithms [60]. For this work, we adopt the corner transfer matrix renormalization group (CTMRG) method [31,33] to perform tensor network contractions. To achieve higher accuracy and reduce the computational cost in CTMRG calculations, we impose both the U(1) particle number and the SU(2) spin symmetry provided by the QSpace library [61,62].

III. RESULTS

A. Dirac fermion models on square and kagome lattices

As benchmark examples, we use U(1)-GfPEPS to approximate the Fermi sea ground states of two spinless fermion models with a Dirac spectrum: the π -flux model on the square lattice [63] and the $[0, \pi]$ -flux model on the kagome lattice [64,65]. Both models have nearest-neighbor hoppings with the Hamiltonian

$$H = \sum_{\langle \mathbf{r}, \mathbf{r}' \rangle} t_{\mathbf{r}, \mathbf{r}'} c_{\mathbf{r}}^\dagger c_{\mathbf{r}'}, \quad (22)$$

where the square-lattice model has π flux within each plaquette and the kagome model has zero flux through each triangle and π flux through each hexagon. The hoppings realizing these flux choices are depicted in Figs. 3(a) and 3(b).

The π -flux square-lattice ($[0, \pi]$ -flux kagome) model has a two-site (six-site) unit cell. We group all sites in the same unit cell together and treat them as a single site in an effective square lattice. This allows us to use a translationally invariant U(1)-GfPEPS ansatz with $P = 2$ ($P = 6$) for the π -flux square-lattice ($[0, \pi]$ -flux kagome) model. At half filling, both models have two Dirac nodes in the FBZ, as shown in Fig. 3(c). For the numerical optimization, the effective square

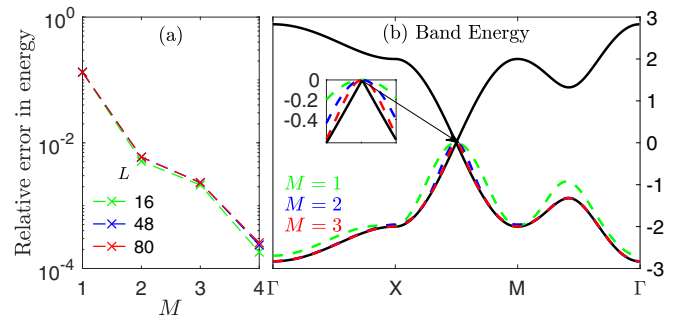


FIG. 4. Results of optimized U(1)-GfPEPS for the π -flux state on the square lattice. (a) Relative error in energy of U(1)-GfPEPS versus the number of virtual modes M . (b) Plots of the exact band structure (solid lines) and the variationally obtained occupied band at half filling (dashed lines).

lattice has size $L \times L$, and the boundary condition (periodic or antiperiodic) is adjusted such that exact zero-energy modes at the Dirac nodes are avoided to ensure a unique ground state. The optimal U(1)-GfPEPS is determined numerically for each fixed number of virtual modes M , when the averaged norm of its energy gradient with respect to the Hamiltonian in Eq. (22) is smaller than 10^{-6} .

For the π -flux square-lattice model, we observe that the relative error in the ground-state energy density δE decreases exponentially with an increasing number of virtual modes M [see Fig. 4(a)]. Furthermore, the finite-size effect in the energy density error appears to be small. As shown in Fig. 4(b), the U(1)-GfPEPS with $M = 2$ (bond dimension $D = 4$), which is variationally optimized on an 80×80 lattice, reproduces the band dispersion in the thermodynamic limit very well.

For the $[0, \pi]$ -flux kagome model, the relative error of the ground-state energy density δE in Fig. 5(a) follows the same trend as that of the π -flux square-lattice model. At half filling, the low-energy physics is dictated by two Dirac nodes [Fig. 5(b)]. The band dispersions along the k_1 and k_2 directions (cutting two Dirac nodes) are plotted in Figs. 5(b) and 5(c). With that, we examine the results due to the U(1)-GfPEPS

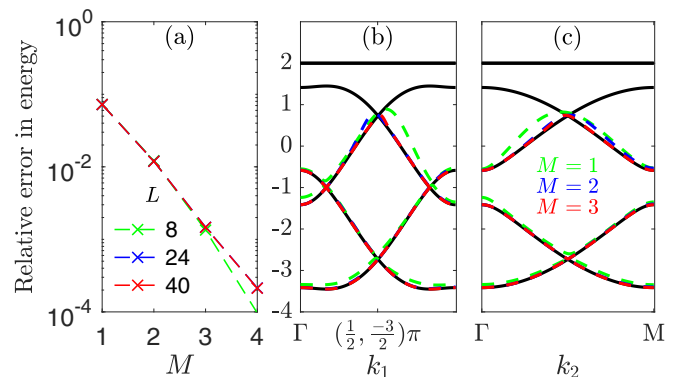


FIG. 5. Results of optimized U(1)-GfPEPS for the $[0, \pi]$ -flux model on the kagome lattice. (a) Relative error in energy of U(1)-GfPEPS versus the number of virtual modes M . (b) and (c) Plots of the exact band structure (solid lines) and the variationally obtained lower occupied bands (dashed lines) as a function of k_1 and k_2 .

approximation at small M . We again find good agreement between the variational results with $M = 2$ and the exact solution in the thermodynamic limit.

B. U(1)-Dirac spin liquids on square and kagome lattices

The optimized U(1)-GfPEPS for Dirac Fermi sea states in Sec. III A are then used to build PEPSs representing U(1)-Dirac spin liquids. To this end, we attach a spin index $\sigma = \uparrow, \downarrow$ to the physical modes in Eq. (22) and interpret them as fermionic partons for a spin-1/2 system. The spin-1/2 operators are written as $\mathbf{S}(\mathbf{r}) = \frac{1}{2} \sum_{\sigma\sigma'} c_{\mathbf{r}\sigma}^\dagger \boldsymbol{\tau}_{\sigma\sigma'} c_{\mathbf{r}\sigma'}$, where $\boldsymbol{\tau}$ are Pauli matrices. The single-occupancy constraint $\sum_{\sigma} c_{\mathbf{r}\sigma}^\dagger c_{\mathbf{r}\sigma} = 1$ ensures the physical spin-1/2 Hilbert space and is imposed by the full Gutzwiller projection.

Starting from a U(1)-GfPEPS $|\Psi\rangle$ for spinless fermions, we just need two copies of it (with different spins) and apply the Gutzwiller projection to obtain a PEPS for a spin-1/2 system, i.e., $|\Phi\rangle = P_G |\Psi_\uparrow\rangle \otimes |\Psi_\downarrow\rangle$. For $|\Psi\rangle$ with virtual bonds and projector defined in Eqs. (1) and (4), $|\Psi_\uparrow\rangle \otimes |\Psi_\downarrow\rangle$ is obtained by attaching a spin index σ to both virtual and physical modes, e.g., the projector with $T = \prod_{q=1}^Q \prod_{\sigma=\uparrow,\downarrow} d_{q,\sigma}^\dagger$ (with similar notation for the virtual bonds). If $|\Psi\rangle$ has bond dimension $D = 2^M$, the Gutzwiller-projected PEPS $|\Phi\rangle$ has bond dimension $D = 4^M$. The method for determining the local tensor of $|\Phi\rangle$ is described in Sec. IID.

As the U(1)-GfPEPSs obtained in Sec. III A represent Dirac Fermi sea states, it is possible to obtain U(1)-Dirac spin liquids after the Gutzwiller projection [65,66]. The field theory governing the large-distance behavior of U(1)-Dirac spin liquids is quantum electrodynamics in 2+1 dimensions (QED₃), with N_f -flavor Dirac fermions coupled to a U(1) gauge field. The calculation of critical exponents in QED₃ is, however, very challenging, especially when the fermion flavor N_f is not large [67]. As our setups in Sec. III A have two Dirac nodes, the Gutzwiller-projected U(1)-GfPEPSs should be relevant to QED₃ with $N_f = 4$. It is thus an interesting task to compute their critical exponents with PEPS techniques in the thermodynamic limit.

We focus in this work on the staggered spin-spin correlation function $C(r) = (-1)^r \langle \mathbf{S}(0) \cdot \mathbf{S}(\mathbf{r}) \rangle$, where two spins, with distance $r = |\mathbf{r}|$, are placed in the same row of the effective square lattice. Due to the large computational cost, we have performed only calculations using Gutzwiller-projected U(1)-GfPEPSs with $D = 4$ and 16 ($M = 1$ and 2). For a given D , we compute the environment of PEPS via the CTMRG method with a fixed number of symmetry multiplets χ^* , which roughly corresponds to a typical bond dimension of $\chi = 2\chi^*$ if symmetries are not used. The CTMRG environment constitutes the bulk of the infinite lattice, and its accuracy can be examined by varying χ^* .

For the PEPS representing the Gutzwiller-projected π -flux state, the results are plotted in Figs. 6(a) and 6(b). For $D = 4$, $C(r)$ has a fast exponential decay, which is almost unchanged when varying χ^* . However, such exponential decay gets slowed down as we increase the bond dimension to $D = 16$. We also observe an increase of the correlation length ξ_R at large distances [$C(r) \sim e^{-r/\xi_R}$] by increasing χ^* . Overall, our results suggest that the spin gap imposed by the finite bond dimensions (D and χ^*) can be further reduced.

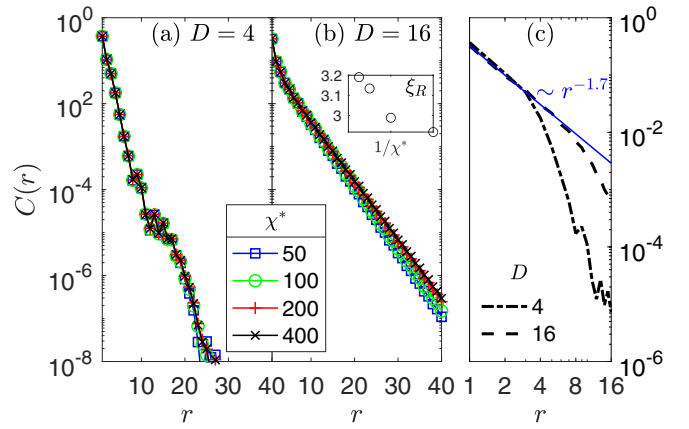


FIG. 6. Staggered spin correlations for Gutzwiller-projected U(1)-GfPEPS from the π -flux state on the square lattice. Semilogarithmic plots for (a) $D = 4$ and (b) $D = 16$ with different environmental bond dimensions χ^* . (c) Log-log plots with $\chi^* = 400$; the blue solid line shows a power law decay with an exponent $\eta = 1.7$.

However, at this stage, we cannot predict to which value of D one may achieve an algebraic decay at large distance. Turning to the short-distance regime [Fig. 6(c)], we observe a buildup of a power law decay $C(r) \sim r^{-\eta}$ with exponent $\eta \approx 1.7$. This is in rough agreement with previous Monte Carlo estimates ($\eta \approx 1.6$ [68] and $\eta \approx 2$ [69]) on finite-size clusters but is smaller than the extrapolation of the large- N_f result $\eta = 4 - 64/(3\pi^2 N_f) + O(1/N_f^2)$ [70] to $N_f = 4$, which gives $\eta \approx 3.46$.

For the kagome-lattice case, the calculation with the Gutzwiller-projected U(1)-GfPEPS is very challenging since the physical index of each PEPS local tensor contains six 1/2 spins (physical dimension $d = 32$). This makes it difficult to contract double-layer tensors in CTMRG. Therefore, for $D = 16$, we report only results with small environmental bond dimensions $\chi^* = 20$ and 40. Nevertheless, in Fig. 7(a), one

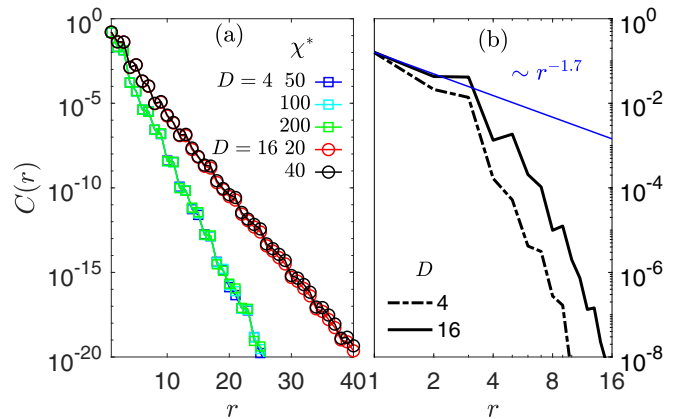


FIG. 7. Staggered spin correlations for Gutzwiller-projected U(1)-GfPEPS from the $[0, \pi]$ -flux state on the kagome lattice. (a) Semilogarithmic plots for $D = 4$ and $D = 16$ with different environmental bond dimensions χ^* . (b) Log-log plots with the largest possible χ^* . The blue solid line showing the power law decay with exponent $\eta = 1.7$ is a guide to the eye.

can still observe an increase in the correlation length when going from $D = 4$ to 16. This entails a rather severe finite D effect, similar to the square-lattice case. From the plot in log-log scale [Fig. 7(b)], we see a quick deviation from the power law behavior. Thus, for the Gutzwiller-projected $[0, \pi]$ -flux state, reliable conclusions cannot be made from these results. This issue, instead, should be further investigated with even larger bond dimensions, which is beyond our current computational capability.

IV. SUMMARY AND OUTLOOK

To summarize, we have put forward a formalism for constructing particle-number-conserving Gaussian fermionic projected entangled pair states. These states are suitable for describing the ground states of gapped band insulators and gapless fermions with band touching points but incapable of describing gapless fermions with a Fermi surface. We further developed a systematic method using these states as variational *Ansätze* for approximating the Fermi sea ground states of free fermionic Hamiltonians. Benchmark calculations on the π -flux square-lattice model and the $[0, \pi]$ -flux kagome-lattice model showed excellent results. The implementation of additional Gutzwiller projection on top of these variationally obtained U(1)-GfPEPSs provides the PEPS representation of U(1)-Dirac spin liquid states for spin-1/2 systems. Using the CTMRG method to calculate spin-spin correlation functions in the thermodynamic limit, we have obtained the critical exponent $\eta \approx 1.7$ from the Gutzwiller-projected U(1)-GfPEPS representing the π -flux U(1)-Dirac spin liquid state on the square lattice.

Computationally, the optimization of the U(1)-GfPEPS using the correlation matrix is efficient, as the number of parameters scales linearly with respect to the number of virtual modes M . The size of the real-space PEPS tensor, on the other hand, grows exponentially with increasing M . This turns out to be the bottleneck for constructing the Gutzwiller-projected U(1)-GfPEPS with larger bond dimensions.

For future works, one interesting direction is to use our method to test the quality of Gutzwiller-projected wave functions for challenging strongly correlated systems, such as the kagome Heisenberg antiferromagnet and the t - J model. It is also a promising direction to use them as initial *Ansätze* to improve the performance of PEPS variational algorithms.

ACKNOWLEDGMENTS

We thank N. Bultinck, M. Cheng, and J. Haegeman for helpful discussions. H.-H.T. is grateful to L. Wang and Q. Yang for collaborations and stimulating discussions on a closely related topic. The numerical simulations in this work are based on the QSpace tensor library [61,62]. J.-W.L. and J.v.D. are supported by the Deutsche Forschungsgemeinschaft under Germany's Excellence Strategy EXC-2111 (Project No. 390814868) and are part of the Munich Quantum Valley, supported by the Bavarian state government through the Hightech Agenda Bayern Plus. H.-H.T. is supported by the Deutsche Forschungsgemeinschaft through Project No. A06 of SFB 1143 (Project ID No. 247310070).

APPENDIX A: PARTICLE-NUMBER-CONSERVING FERMIONIC GAUSSIAN STATES

In this Appendix, we provide further details on particle-number-conserving fermionic Gaussian states. The proof of Eq. (13) is also given.

To begin with, we briefly review the formalism of fermionic Gaussian states [50]. Consider a system of n fermionic modes with creation (annihilation) operators c_j^\dagger (c_j), $j = 1, \dots, n$. Their linear combinations

$$\gamma_{2j-1} = c_j^\dagger + c_j, \quad \gamma_{2j} = (-i)(c_j^\dagger - c_j) \quad (\text{A1})$$

define $2n$ Majorana operators satisfying $\{\gamma_a, \gamma_b\} = 2\delta_{ab}$ ($a, b = 1, \dots, 2n$). The density operator ρ for both pure and mixed states can be written as a polynomial in γ_a :

$$\rho = \frac{1}{2^n} \left(\mathbb{1} + \frac{i}{2} \gamma^T G \gamma + \dots \right), \quad (\text{A2})$$

where $\gamma = (\gamma_1, \gamma_2, \dots, \gamma_{2n})^T$, $\mathbb{1}$ is the identity operator in the 2^n -dimensional Hilbert space, and the ellipsis stands for terms with more than two (but an even number of) Majorana operators. The real skew-symmetric matrix G encodes two-point correlators in ρ , i.e., $G_{ab} = \frac{i}{2} \text{tr}(\rho[\gamma_a, \gamma_b])$. This so-called correlation matrix G satisfies $G^T G \leq \mathbb{1}_{2n}$, with $\mathbb{1}_{2n}$ being the $2n \times 2n$ identity matrix, and $G^T G = \mathbb{1}_{2n}$ is achieved if and only if ρ describes a pure state. An operational definition of the *fermionic Gaussian state* is through the Grassmann representation of ρ in Eq. (A2): If one replaces each γ_a by its corresponding Grassmann variable θ_a (and the identity operator $\mathbb{1}$ by 1), the Grassmann representation for a fermionic Gaussian state ρ , denoted by $\omega(\rho, \theta)$, takes the following Gaussian form:

$$\omega(\rho, \theta) = \frac{1}{2^n} \exp \left(\frac{i}{2} \theta^T G \theta \right), \quad (\text{A3})$$

where $\theta = (\theta_1, \theta_2, \dots, \theta_{2n})^T$. The expansion of the exponential in Eq. (A3) gives all multipoint correlators in ρ , which are just coefficients of the respective Grassmann monomials and can be easily verified to be determined by Wick's theorem.

For our purpose, we would like to restrict ourselves to fermionic Gaussian states with a *fixed particle number*. That means that the density operator ρ in Eq. (A2), apart from being Gaussian, should also commute with the total fermion number operator

$$N = \sum_{j=1}^n c_j^\dagger c_j = \frac{n}{2} \mathbb{1} - \frac{i}{2} \gamma^T Q \gamma, \quad (\text{A4})$$

with $Q = \mathbb{1}_n \otimes i\sigma^y$. For $[\rho, N] = 0$ to hold, the correlation matrix G must take the following form:

$$G = G_1 \otimes \mathbb{1}_2 + G_2 \otimes i\sigma^y, \quad (\text{A5})$$

where the $n \times n$ matrix G_1 (G_2) is real and skew symmetric (symmetric). This structure can also be seen by requiring that there are no pairing correlations in ρ , i.e., $\text{tr}(\rho c_i^\dagger c_j^\dagger) = \text{tr}(\rho c_i c_j) = 0 \forall i, j$. It is then more natural to use an $n \times n$ "complex" correlation matrix

$$C_{ij} \equiv 2\text{tr}(\rho c_i^\dagger c_j) - \delta_{ij}, \quad (\text{A6})$$

which relates to the “real” one in Eq. (A5) via $\mathcal{C} = -G_2 - iG_1$. The complex correlation matrix \mathcal{C} is Hermitian and has eigenvalues $\lambda_q \in [-1, 1] \forall q = 1, \dots, n$. If all $\lambda_q = \pm 1$, ρ is a pure state, and the complex correlation matrix satisfies $\mathcal{C}^{-1} = \mathcal{C}$. The diagonalization of \mathcal{C} with a unitary matrix U via $(U^\dagger \mathcal{C} U)_{qq'} = \lambda_q \delta_{qq'}$ defines the eigenmodes of ρ :

$$d_q^\dagger = \sum_{j=1}^n U_{qj}^\dagger c_j^\dagger. \quad (\text{A7})$$

This brings ρ into a simple form:

$$\rho = \prod_{q=1}^n \left(\frac{1 + \lambda_q}{2} d_q^\dagger d_q + \frac{1 - \lambda_q}{2} d_q d_q^\dagger \right), \quad (\text{A8})$$

where $d_q^\dagger d_q$ ($d_q d_q^\dagger$) is a projector onto an occupied (empty) state of the d_q mode. Thus, the eigenmodes d_q^\dagger associated with $\lambda_q = 1$ (-1) correspond to occupied (empty) single-particle orbitals in ρ . For a pure state ρ , the number of eigenvalues with $\lambda_q = 1$ is equal to the total number of occupied fermions.

The Grassmann representation is a convenient tool for fermionic Gaussian states [50]. To adjust this tool for the particle-number-conserving case, we define n pairs of complex Grassmann variables

$$\bar{\xi}_j = \frac{1}{\sqrt{2}}(\theta_{2j-1} - i\theta_{2j}), \quad \xi_j = \frac{1}{\sqrt{2}}(\theta_{2j-1} + i\theta_{2j}), \quad (\text{A9})$$

with $j = 1, \dots, n$. After substituting them into Eq. (A3) and using the relation between real and complex correlation matrices [Eqs. (A5) and (A6)], we arrive at the following complex Grassmann representation of ρ :

$$\omega(\rho, \bar{\xi}, \xi) = \frac{1}{2^n} \exp(-\bar{\xi}^T \mathcal{C} \xi), \quad (\text{A10})$$

where $\xi = (\xi_1, \xi_2, \dots, \xi_n)^T$ and $\bar{\xi}$ is similarly defined.

To construct GfPEPSs, one needs to deal with both *physical* and *virtual* fermionic modes. Let us consider n physical and m virtual modes whose creation operators are c_j^\dagger ($j = 1, \dots, n$) and b_l^\dagger ($l = 1, \dots, m$), respectively. The input is a Gaussian density operator ρ_{in} residing solely in the virtual Hilbert space. The GfPEPS projector, formulated as another Gaussian density operator ρ_{T} , lives in the composite Hilbert space of physical and virtual modes. The Gaussian density operator of GfPEPS is written as

$$\rho_{\text{out}} \propto \text{tr}_{\text{v}}(\rho_{\text{T}} \rho_{\text{in}}), \quad (\text{A11})$$

where the partial trace tr_{v} is with respect to the virtual Hilbert space. Reference [71] showed that the correlation matrix of ρ_{out} can be calculated by using the Grassmann representation of $\text{tr}_{\text{v}}(\rho_{\text{T}} \rho_{\text{in}})$. We can readily generalize this approach to the particle-number-conserving setting by converting real Grassmann variables to complex ones [see Eq. (A9)] and obtain

$$\begin{aligned} \text{tr}_{\text{v}}(\rho_{\text{T}} \rho_{\text{in}})(\bar{\xi}, \xi) &= 2^m \int D\bar{\eta} D\eta D\bar{\mu} D\mu e^{\bar{\eta}^T \mu - \bar{\mu}^T \eta} \\ &\times \omega(\rho_{\text{T}}, \bar{\xi}, \xi, \bar{\eta}, \eta) \omega(\rho_{\text{in}}, \bar{\mu}, \mu), \end{aligned} \quad (\text{A12})$$

where $\bar{\xi}, \xi$ ($\bar{\eta}, \eta, \bar{\mu}, \mu$) are Grassmann variables for physical (virtual) modes and $D\bar{\eta} D\eta = d\bar{\eta}_1 d\eta_1 \cdots d\bar{\eta}_m d\eta_m$ (with

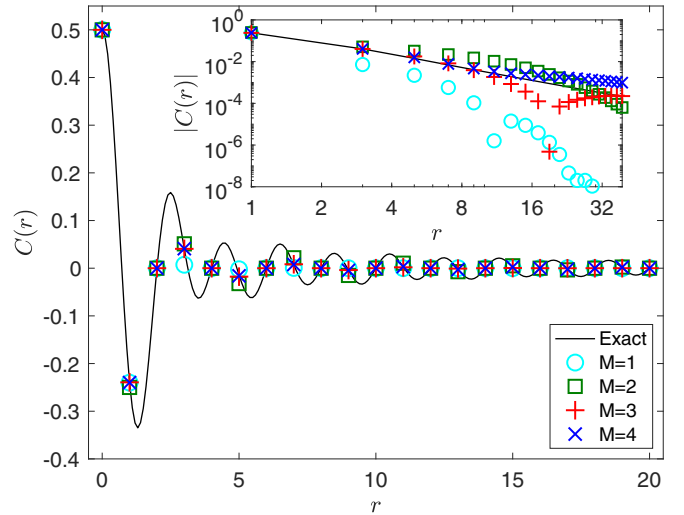


FIG. 8. Two-point function $C(r)$ of the U(1)-GfPEPS with $M = 1-4$ for the π -flux state on the square lattice. The correlation is measured along the x direction. Inset: Log-log plot of $|C(r)|$.

similar notation for $D\bar{\mu} D\mu$). By using the Grassmann representation of ρ_{T} and ρ_{in} , namely,

$$\omega(\rho_{\text{T}}, \bar{\xi}, \xi, \bar{\eta}, \eta) = \frac{1}{2^{n+m}} \exp \left[-(\bar{\xi}^T \bar{\eta}^T) \begin{pmatrix} A & B \\ B^\dagger & D \end{pmatrix} \begin{pmatrix} \xi \\ \eta \end{pmatrix} \right],$$

$$\omega(\rho_{\text{in}}, \bar{\mu}, \mu) = \frac{1}{2^m} \exp(-\bar{\mu}^T \mathcal{C}_{\text{in}} \mu),$$

and performing Gaussian integrations in Eq. (A12), we obtain

$$\begin{aligned} \text{tr}_{\text{v}}(\rho_{\text{T}} \rho_{\text{in}})(\bar{\xi}, \xi) &= \frac{1}{2^{n+m}} \det(\mathcal{C}_{\text{in}}) \det(D + \mathcal{C}_{\text{in}}^{-1}) \\ &\times \exp(-\bar{\xi}^T \mathcal{C}_{\text{out}} \xi), \end{aligned} \quad (\text{A13})$$

where the correlation matrix of ρ_{out} reads

$$\mathcal{C}_{\text{out}} = A - B(D + \mathcal{C}_{\text{in}}^{-1})^{-1} B^\dagger. \quad (\text{A14})$$

For U(1)-GfPEPSs, ρ_{in} is a pure state and satisfies $\mathcal{C}_{\text{in}}^{-1} = \mathcal{C}_{\text{in}}$. This completes the proof of Eq. (13).

APPENDIX B: TWO-POINT FUNCTION OF U(1)-GFPEPS

Here we consider the two-point function $C(r) = \langle C_r^\dagger C_0 \rangle$ of the U(1)-GfPEPS approximating the π -flux state on the square lattice. In Fig. 8, we plot $C(r)$ along the x direction to compare it with the exact results in the thermodynamic limit. For short distances ($r < 8$), the increase in M improves the accuracy systematically. The power law behavior (see inset in Fig. 8) can be recovered at $M = 3$ and 4. On the other hand, the U(1)-GfPEPS shows less control over the long-distance behavior. This limitation, as expected, carries over to the Gutzwiller-projected cases and restricts our ability to probe the long-distance physics in the thermodynamic limit. In a sense, while PEPSs (in contrast to variational Monte Carlo) are not confined to the study of finite-size clusters, one still needs to be aware of the finite bond dimension effect, as well as its consequence on the induced correlation length. Nevertheless, our results complement the

state-of-the-art Monte Carlo analysis, and the consistency between different approaches in the short distance consti-

tutes an important step towards understanding U(1)-Dirac spin liquids.

-
- [1] M. C. Gutzwiller, *Phys. Rev. Lett.* **10**, 159 (1963).
 [2] M. C. Gutzwiller, *Phys. Rev.* **137**, A1726 (1965).
 [3] P. W. Anderson, *Science* **235**, 1196 (1987).
 [4] F. D. M. Haldane, *Phys. Rev. Lett.* **60**, 635 (1988).
 [5] B. S. Shastry, *Phys. Rev. Lett.* **60**, 639 (1988).
 [6] A. Kitaev, *Ann. Phys. (NY)* **321**, 2 (2006).
 [7] C. Gros, R. Joynt, and T. M. Rice, *Phys. Rev. B* **36**, 381 (1987).
 [8] H. Yokoyama and H. Shiba, *J. Phys. Soc. Jpn.* **56**, 1490 (1987).
 [9] C. Gros, *Ann. Phys. (NY)* **189**, 53 (1989).
 [10] M. T. Fishman and S. R. White, *Phys. Rev. B* **92**, 075132 (2015).
 [11] Y.-H. Wu, L. Wang, and H.-H. Tu, *Phys. Rev. Lett.* **124**, 246401 (2020).
 [12] H.-K. Jin, H.-H. Tu, and Y. Zhou, *Phys. Rev. B* **101**, 165135 (2020).
 [13] A. M. Aghaei, B. Bauer, K. Shtengel, and R. V. Mishmash, *arXiv:2009.12435*.
 [14] G. Petrica, B.-X. Zheng, G. K.-L. Chan, and B. K. Clark, *Phys. Rev. B* **103**, 125161 (2021).
 [15] N. G. Jones, J. Bibo, B. Jobst, F. Pollmann, A. Smith, and R. Verresen, *Phys. Rev. Res.* **3**, 033265 (2021).
 [16] H.-K. Jin, R.-Y. Sun, Y. Zhou, and H.-H. Tu, *Phys. Rev. B* **105**, L081101 (2022).
 [17] S. R. White, *Phys. Rev. Lett.* **69**, 2863 (1992).
 [18] S. Östlund and S. Rommer, *Phys. Rev. Lett.* **75**, 3537 (1995).
 [19] F. Verstraete, V. Murg, and J. I. Cirac, *Adv. Phys.* **57**, 143 (2008).
 [20] U. Schollwöck, *Ann. Phys. (NY)* **326**, 96 (2011).
 [21] H.-K. Jin, H.-H. Tu, and Y. Zhou, *Phys. Rev. B* **104**, L020409 (2021).
 [22] J.-Y. Chen, J.-W. Li, P. Nataf, S. Capponi, M. Mambrini, K. Totsuka, H.-H. Tu, A. Weichselbaum, J. von Delft, and D. Poilblanc, *Phys. Rev. B* **104**, 235104 (2021).
 [23] H.-K. Jin, R.-Y. Sun, H.-H. Tu, and Y. Zhou, *Sci. Bull.* **67**, 918 (2022).
 [24] R.-Y. Sun, H.-K. Jin, H.-H. Tu, and Y. Zhou, *arXiv:2203.07321*.
 [25] F. Verstraete and J. I. Cirac, *arXiv:cond-mat/0407066*.
 [26] H. C. Jiang, Z. Y. Weng, and T. Xiang, *Phys. Rev. Lett.* **101**, 090603 (2008).
 [27] J. Jordan, R. Orús, G. Vidal, F. Verstraete, and J. I. Cirac, *Phys. Rev. Lett.* **101**, 250602 (2008).
 [28] P. Corboz, *Phys. Rev. B* **94**, 035133 (2016).
 [29] L. Vanderstraeten, J. Haegeman, P. Corboz, and F. Verstraete, *Phys. Rev. B* **94**, 155123 (2016).
 [30] H.-J. Liao, J.-G. Liu, L. Wang, and T. Xiang, *Phys. Rev. X* **9**, 031041 (2019).
 [31] T. Nishino and K. Okunishi, *J. Phys. Soc. Jpn.* **65**, 891 (1996).
 [32] M. Levin and C. P. Nave, *Phys. Rev. Lett.* **99**, 120601 (2007).
 [33] R. Orús and G. Vidal, *Phys. Rev. B* **80**, 094403 (2009).
 [34] Z. Y. Xie, J. Chen, M. P. Qin, J. W. Zhu, L. P. Yang, and T. Xiang, *Phys. Rev. B* **86**, 045139 (2012).
 [35] M. T. Fishman, L. Vanderstraeten, V. Zauner-Stauber, J. Haegeman, and F. Verstraete, *Phys. Rev. B* **98**, 235148 (2018).
 [36] N. Schuch, I. Cirac, and D. Pérez-García, *Ann. Phys. (NY)* **325**, 2153 (2010).
 [37] O. Buerschaper, *Ann. Phys. (NY)* **351**, 447 (2014).
 [38] D. J. Williamson, N. Bultinck, M. Mariën, M. B. Şahinoğlu, J. Haegeman, and F. Verstraete, *Phys. Rev. B* **94**, 205150 (2016).
 [39] M. B. Şahinoğlu, D. Williamson, N. Bultinck, M. Mariën, J. Haegeman, N. Schuch, and F. Verstraete, *Ann. Henri Poincaré* **22**, 563 (2021).
 [40] C. V. Kraus, N. Schuch, F. Verstraete, and J. I. Cirac, *Phys. Rev. A* **81**, 052338 (2010).
 [41] T. B. Wahl, H.-H. Tu, N. Schuch, and J. I. Cirac, *Phys. Rev. Lett.* **111**, 236805 (2013).
 [42] J. Dubail and N. Read, *Phys. Rev. B* **92**, 205307 (2015).
 [43] D. Poilblanc, P. Corboz, N. Schuch, and J. I. Cirac, *Phys. Rev. B* **89**, 241106(R) (2014).
 [44] T. B. Wahl, S. T. Haßler, H.-H. Tu, J. I. Cirac, and N. Schuch, *Phys. Rev. B* **90**, 115133 (2014).
 [45] S. Yang, T. B. Wahl, H.-H. Tu, N. Schuch, and J. I. Cirac, *Phys. Rev. Lett.* **114**, 106803 (2015).
 [46] A. Hackenbroich, B. A. Bernevig, N. Schuch, and N. Regnault, *Phys. Rev. B* **101**, 115134 (2020).
 [47] Q. Mortier, N. Schuch, F. Verstraete, and J. Haegeman, *Phys. Rev. Lett.* **129**, 206401 (2022).
 [48] This can be straightforwardly generalized to the case of a larger unit cell, where different sites in the same unit cell have different T_r .
 [49] I. Peschel, *J. Phys. A* **36**, L205 (2003).
 [50] S. Bravyi, *Quantum Inf. Comput.* **5**, 216 (2005).
 [51] M. M. Wolf, *Phys. Rev. Lett.* **96**, 010404 (2006).
 [52] D. Gioev and I. Klich, *Phys. Rev. Lett.* **96**, 100503 (2006).
 [53] A. Edelman, T. A. Arias, and S. T. Smith, *SIAM J. Matrix Anal. Appl.* **20**, 303 (1998).
 [54] T. V. Voorhis and M. Head-Gordon, *Mol. Phys.* **100**, 1713 (2002).
 [55] T. Abrudan, J. Eriksson, and V. Koivunen, *Signal Process.* **89**, 1704 (2009).
 [56] X. Zhu, *Comput. Optim. Appl.* **67**, 73 (2017).
 [57] M. Hauru, M. V. Damme, and J. Haegeman, *SciPost Phys.* **10**, 040 (2021).
 [58] J. Nocedal and S. J. Wright, *Numerical Optimization* (Springer, New York, 2006).
 [59] P. Császár and P. Pulay, *J. Mol. Struct.* **114**, 31 (1984).
 [60] P. Corboz, R. Orús, B. Bauer, and G. Vidal, *Phys. Rev. B* **81**, 165104 (2010).
 [61] A. Weichselbaum, *Ann. Phys. (NY)* **327**, 2972 (2012).
 [62] A. Weichselbaum, *Phys. Rev. Res.* **2**, 023385 (2020).
 [63] I. Affleck and J. B. Marston, *Phys. Rev. B* **37**, 3774 (1988).
 [64] M. B. Hastings, *Phys. Rev. B* **63**, 014413 (2000).
 [65] Y. Ran, M. Hermele, P. A. Lee, and X.-G. Wen, *Phys. Rev. Lett.* **98**, 117205 (2007).
 [66] M. Hermele, Y. Ran, P. A. Lee, and X.-G. Wen, *Phys. Rev. B* **77**, 224413 (2008).
 [67] M. Hermele, T. Senthil, M. P. A. Fisher, P. A. Lee, N. Nagaosa, and X.-G. Wen, *Phys. Rev. B* **70**, 214437 (2004).

- [68] D. A. Ivanov, Ph.D. thesis, Massachusetts Institute of Technology, 1999.
- [69] F. Ferrari, A. Parola, and F. Becca, [Phys. Rev. B **103**, 195140 \(2021\)](#).
- [70] W. Rantner and X.-G. Wen, [Phys. Rev. B **66**, 144501 \(2002\)](#).
- [71] Q. Yang, X.-Y. Zhang, H.-J. Liao, H.-H. Tu, and L. Wang, [arXiv:2208.04566](#).