

Decoherence in weak localization. I. Pauli principle in influence functional

Florian Marquardt,¹ Jan von Delft,¹ R. A. Smith,² and Vinay Ambegaokar³

¹*Physics Department, Arnold Sommerfeld Center for Theoretical Physics, and Center for NanoScience, Ludwig-Maximilians-Universität München, 80333 München, Germany*

²*School of Physics and Astronomy, University of Birmingham, Edgbaston, Birmingham B15 2TT, England*

³*Laboratory of Atomic and Solid State Physics, Cornell University, Ithaca, New York 14850, USA*

(Received 17 June 2007; revised manuscript received 30 August 2007; published 30 November 2007)

This is the first in a series of two papers, in which we revisit the problem of decoherence in weak localization. The basic challenge addressed in our work is to calculate the decoherence of electrons interacting with a quantum-mechanical environment while taking proper account of the Pauli principle. First, we review the usual influence functional approach valid for decoherence of electrons due to classical noise, showing along the way how the quantitative accuracy can be improved by properly averaging over closed (rather than unrestricted) random walks. We then use a heuristic approach to show how the Pauli principle may be incorporated into a path-integral description of decoherence in weak localization. This is accomplished by introducing an effective modification of the quantum noise spectrum, after which the calculation proceeds analogous to the case of classical noise. Using this simple but efficient method, which is consistent with much more laborious diagrammatic calculations, we demonstrate how the Pauli principle serves to suppress the decohering effects of quantum fluctuations of the environment, and essentially confirm the classic result of Altshuler, Aronov, and Khmel'nitskii [J. Phys. C **15**, 7367 (1982)] for the energy-averaged decoherence rate, which vanishes at zero temperature. Going beyond that, we employ our method to calculate explicitly the leading quantum corrections to the classical decoherence rates and to provide a detailed analysis of the energy dependence of the decoherence rate. The basic idea of our approach is general enough to be applicable to the decoherence of degenerate Fermi systems in contexts other than weak localization as well. Paper II will provide a more rigorous diagrammatic basis for our results by rederiving them from a Bethe-Salpeter equation for the Cooperon.

DOI: [10.1103/PhysRevB.76.195331](https://doi.org/10.1103/PhysRevB.76.195331)

PACS number(s): 72.15.Rn, 03.65.Yz

I. INTRODUCTION

The weak localization of electrons by coherent backscattering in a disordered conductor, which manifests itself via a characteristic contribution to the magnetoconductivity, is a unique, particularly robust interference effect.¹⁻⁷ It is not suppressed by thermal averaging, and the temperature dependence of the effect arises only due to the destruction of quantum coherence by inelastic scattering events, whose likelihood increases with rising temperature. The study of decoherence, and, in particular, of the temperature dependence of the decoherence rate $\gamma_\varphi(T)$ governing the magnetoconductivity, therefore plays a central role in this subject.

There are two features which make this problem nontrivial, related to the influence of low- and high-frequency environmental fluctuations on the propagating electron, respectively. On the one hand, the environmental fluctuations at the *lowest* frequencies do not contribute to decoherence, since they are so slow that they resemble an elastic impurity potential: for trajectories of duration t , environmental frequencies $\bar{\omega} \lesssim 1/t$ do not contribute to decoherence. This fact is most easily accounted for in an *influence functional* or path-integral description in the *time domain*, which was originally devised for describing single-particle decoherence. On the other hand, in the presence of a Fermi sea, environmental modes with frequencies much *higher* than the temperature do not contribute either, since a (electron- or hole-like) quasiparticle propagating with energy $\varepsilon \approx T$ relative to the Fermi surface does not have enough energy to excite them: Pauli blocking forbids the quasiparticle to lose an en-

ergy $\bar{\omega}$ larger than $\approx T$ to the environment. This fact is obvious in the treatment of decoherence in the frequency domain, where Pauli factors such as $f(\varepsilon)[1 - f(\varepsilon - \bar{\omega})]$ become explicit (f being the Fermi function); hence, a proper treatment of high frequencies is most easily achieved in a *perturbative many-body calculation* in the *frequency domain*, which allows for a fully quantum-mechanical treatment of the environment.

Although the essential physics of both the low- and high-frequency environmental modes is well understood, it is rather difficult to explicitly and accurately treat both regimes on an equal footing within a single, unified framework. On the one hand, standard influence functional approaches usually do not incorporate the Pauli principle explicitly [a notable exception being the work of Golubev and Zaikin,⁸⁻¹⁴ which is, however, controversial¹⁵⁻²⁴ and whose results for $\gamma_\varphi(T)$ we disagree with]. On the other hand, diagrammatic approaches in the present context encounter difficulties in accurately dealing with infrared divergencies, which are often simply cut off by hand, with the cutoff being determined self-consistently (or else the presence of an external cutoff is assumed,¹⁵ as provided by an applied magnetic field). In the present series of two papers, we fill in the respective “gaps” in both the influence functional approach (Paper I) and the diagrammatic approach [Paper II (Ref. 25)] by showing how each can be extended to achieve an accurate, explicit treatment of both low- and high-frequency modes. The resulting two approaches, though thoroughly different in style and detail, yield the same result for the Cooperon decoherence rate $\gamma_\varphi(T)$, for which we evaluate both the leading and next-to-

leading terms (in an expansion, in which the inverse dimensionless conductance is the small parameter). The leading terms coincide with those found by Altshuler, Aronov, and Khmelnitskii²⁶ (AAK) for decoherence due to the thermal part of the Nyquist noise (which we shall call classical white Nyquist noise below). The next-to-leading terms are checked against and found to be consistent with results for the magnetoconductivity in large magnetic fields of Aleiner, Altshuler, and Gerzhenson¹⁵ (AAG).

Paper I is intended for a wide audience, and will hopefully be accessible to nonexperts. It presents a path-integral analysis of decoherence by *quantum* Nyquist noise, achieving not only a natural infrared cutoff, but also incorporating the Pauli principle in a physically transparent way by suitably modifying the interaction propagator. In particular, we offer an elementary but quantitatively accurate explanation for why and how the Fermi function enters the decoherence rate. As a by-product of our analysis, we (i) show how the accuracy of the path-integral approach can be improved by performing trajectory averages over *closed* (as opposed to unrestricted) random walks,²⁷ (ii) calculate the leading quantum corrections to the classical results for the decoherence rate, and (iii) also analyze explicitly the energy dependence of the decoherence rate.

We reach our goal by a series of steps, whose main arguments and results are summarized concisely in Sec. II in a type of overview for the benefit of readers not interested in the details of the derivations.

The price paid for our avoidance of a large formal apparatus in favor of simple, transparent arguments is that Paper I does not entirely stand on its own feet: its discussion of Pauli blocking relies in part on heuristic arguments and/or influence functional results derived elsewhere.^{9,24} In Paper II,²⁵ addressed to experts, we aim to put the heuristic arguments of Paper I on a solid footing, by rederiving the main results for the Cooperon propagation in a completely different manner, using purely diagrammatic means. To this end, we use Keldysh perturbation theory to set up a Bethe-Salpeter equation for the Cooperon, which includes both self-energy and vertex contributions to the Cooperon self-energy and whose leading terms are free from both ultraviolet and infrared divergencies. This equation is then converted to the time domain and solved approximately with an exponential ansatz, which, remarkably, turns out to reproduce the results of Paper I.

Our work is built on a foundation laid over many years by many different authors. The influence of classical (purely thermal) white Nyquist noise was first studied in the seminal work of AAK,²⁶ where they derived a path-integral description and were able to solve the quasi-one-dimensional case exactly. Chakravarty and Schmid elaborated on this approach in their review,⁶ which also includes a detailed discussion of electron-phonon scattering. More recently, Volker and Kopietz²⁸ provided an alternative to path integration, an “Eikonal” ansatz for the time evolution of the Cooperon, which also includes the correct infrared behavior.

All of these works, explicitly or implicitly, deal with the Pauli principle by using a classical noise spectrum that is derived from the physical quantum-mechanical spectrum by eliminating the possibility of spontaneous emission into the

bath (see our discussion in Sec. V A). This prescription was consistent with perturbative diagrammatic calculations (such as the calculation of the inelastic electron scattering rate in Ref. 29), and it was recently reconfirmed by AAG¹⁵ via a detailed diagrammatic calculation of the short-time behavior of the Cooperon to leading order in the interaction. An expansion in the quantum corrections to the picture of decoherence by purely classical noise, performed by Vavilov and Ambegaokar,¹⁷ yielded similar results. Cohen and Imry³⁰ have applied the standard single-particle Feynman-Vernon influence functional for an electron moving in a disordered medium and modified their end result for the dephasing rate by taking into account Pauli blocking in a phenomenological way (assuming a modified spectrum for the electron’s motion).

These recent studies^{15,17,30} were motivated by and contributed to a controversy that arose when Golubev and Zaikin (GZ) claimed⁸⁻¹⁴ to have demonstrated theoretically that electron-electron interactions intrinsically cause the decoherence rate γ_φ to saturate at a nonzero value at low temperatures, and that this explains the saturation that has been observed in some experiments.³¹ In these papers, GZ proposed a new, exact Feynman-Vernon influence functional for electrons under the influence of an environment, which takes proper account of the Pauli principle (as confirmed in Ref. 24). However, the evaluation of this influence functional is not straightforward, and the approximations which GZ adopted to this end have been heavily criticized,¹⁵⁻²⁴ in particular, those pertaining to the terms associated with Pauli blocking. Very recently, von Delft has shown²⁴ that if the Pauli blocking terms are treated somewhat more carefully to include recoil effects, GZ’s approach actually does reproduce the celebrated results of AAK for the decoherence rate $\gamma_\varphi(T)$, which does not saturate at low temperatures. The analysis of Ref. 24 constitutes a formal counterpart to the present paper (Paper I), in which we use partly heuristic arguments to reach the same conclusions as Ref. 24 in a more intuitive manner.

II. OVERVIEW OF RESULTS

Before embarking on a detailed calculation of the decoherence rate, we present in this section an overview of the main results and arguments contained in the present paper, and a short analysis of their various strengths and weaknesses. It is hoped that the reader will thereby gain a bird’s-eye view of the problems that typically arise in calculations of γ_φ , a feeling for what is required to conquer them, and a glimpse of the type of results obtained.

The weak-localization (WL) contribution to the magnetoconductivity of a quasi- d -dimensional disordered conductor can be written in the form³

$$\delta\sigma_d^{\text{WL}} = -\frac{\sigma_d}{\pi\nu\hbar} \int_{\tau_{\text{el}}}^{\infty} dt \tilde{C}(0, t). \quad (1)$$

Here, $\nu = mk_F/2\pi^2\hbar^2$ is the three-dimensional density of states per spin at the Fermi surface, τ_{el} is the elastic scattering time, and $\sigma_d = 2e^2\nu_d D$ is the sample’s classical Drude

conductivity for $d=3$, the inverse square resistance for a $d=2$ film of thickness a , or the inverse resistance per length for a $d=1$ wire of cross sectional area a^2 , with $\nu_d = a^{3-d}\nu$ being the effective density of states per spin of the corresponding dimensionality, and $D = v_F^2 \tau_{el} / 3$ is the diffusion constant. $\tilde{C}(r, t)$ denotes the Cooperon propagator, in the position-time representation, in the presence of interactions and a magnetic field. For $r=0$, it gives the probability for an electron propagating along two time-reversed paths to return within time t to the starting point without losing phase coherence, thus enhancing the backscattering probability and reducing the conductivity. In the absence of decoherence and a magnetic field, it is given by the classical diffusion probability density (the “diffuson”).

For ease of reference, our notational conventions will mostly follow those used in Ref. 24. In particular, various incarnations of the Cooperon propagator will be presented below, related by Fourier transformation, such as $\tilde{C}(r, t)$, $\bar{C}_q(t)$, $\tilde{C}(r, \omega)$, and $\bar{C}_q(\omega)$, and related versions containing more than one time or frequency argument. Our convention for distinguishing them notationally, apart from displaying their arguments, is to use a tilde or bar to distinguish between the position and momentum representations, and a roman italic or calligraphic symbol to distinguish between the time and frequency representations.

A. Decay function $F_d(t)$

When the effect of interactions on the full Cooperon $\tilde{C}(r=0, t)$ is calculated within the influence functional approach, one naturally obtains results of the form

$$\tilde{C}(0, t) \approx \tilde{C}^0(0, t) e^{-F_d(t)}, \quad (2a)$$

$$F_d(t) = \frac{1}{\hbar} \langle S_{\text{eff}} \rangle_{\text{rw}}. \quad (2b)$$

Here, \tilde{C}^0 is the bare Cooperon in the absence of interactions, and S_{eff} is the so-called effective action. It is essentially the variance of the fluctuating difference of phases $\frac{1}{\hbar} S_F$ and $\frac{1}{\hbar} S_B$ acquired while propagating along the two paths, $S_{\text{eff}} = \frac{1}{2\hbar} \langle (S_F - S_B)^2 \rangle$. In the case considered here (linear coupling to Gaussian fluctuations), it is linear in the noise correlator (interaction propagator) and characterizes the effect of the environment on a pair of time-reversed trajectories whose interference gives rise to weak localization. Its average over all random walk trajectories [see discussion after Eq. (24)] yields the “decay function” $F_d(t)$. This function grows with time, starting from $F_d(0)=0$, and describes the suppression of the Cooperon by decoherence. Hence, the decoherence time $\tau_\varphi = 1/\gamma_\varphi$ can be defined by the condition³² $F_d(\tau_\varphi) = 1$. The behavior of the decay function is illustrated in Fig. 1 for the various dimensions.

The decay function $F_d(t)$ turns out (Sec. III D) to be of the following general form for trajectories propagating during the time interval $[-t/2, t/2]$ [see Eq. (30)]:

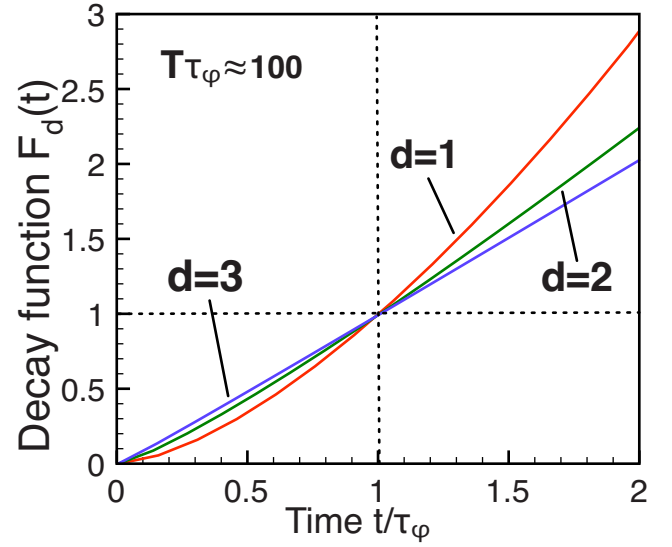


FIG. 1. (Color online) The decay function $F_d(t)$ in various dimensions d . We have employed Eq. (5) for unrestricted random walks, Eq. (70) for the noise spectrum (including Pauli blocking effects), and used $T\tau_\varphi \approx 100$. The asymptotic behavior is given by $F_1(t) \sim t^{3/2}$, $F_2(t) \sim t \ln(t)$, and $F_3(t) \sim t$ [see Eqs. (12)]. As indicated by the dashed lines, τ_φ is determined by the condition $F_d(\tau_\varphi) = 1$.

$$F_d(t) = \frac{1}{\hbar^2} \int_{-t/2}^{t/2} dt_3 \int_{-t/2}^{t/2} dt_4 \times \int (d\bar{q}) [\bar{P}(\bar{q}, |t_3 - t_4|) - \bar{P}(\bar{q}, |t_3 + t_4|)] \times \int (d\bar{\omega}) e^{-i\bar{\omega}(t_3 - t_4)} \langle VV \rangle_{\bar{q}\bar{\omega}}^{\text{eff}}. \quad (3)$$

It contains one time integral for each of the two interfering trajectories. Besides, it is a product of a part describing the diffusive dynamics of the system under consideration (the second line) and the noise correlator of the effective environment (third line), which is integrated over all momentum and frequency transfers \bar{q} and $\bar{\omega}$. In our notation, $\bar{P}(\bar{q}, t')$ is the Fourier transform of the probability density $\tilde{P}(r', t')$ for a random walk to cover the distance r' in the time t' .

The fact that the second line of Eq. (3) contains a difference between two rather similar expressions reflects the fact that the phases picked up along the two trajectories are related for fluctuations with sufficiently long wavelengths and/or low frequencies, and ensures that such fluctuations do not contribute to decoherence. The $|t_3 - t_4|$, and $|t_3 + t_4|$ terms correspond to the “self-energy terms” and “vertex corrections,” respectively, of diagrammatic calculations of the Cooperon self-energy, in which the vertex terms are needed to cancel infrared divergencies of frequency or momentum integrals. The simple and natural way in which this cancellation arises in the influence functional approach is one of the latter’s main advantages (the other being its physical transparency).

To calculate $\tilde{P}(r', t')$, previous works^{6,9} have usually averaged over unrestricted random walks (urw) that are not constrained to return to the origin, ignoring the fact that all paths contributing to weak localization are closed. We show in Sec. III C how $\tilde{P}(r', t')$ and its Fourier transform $\tilde{P}(\bar{q}, t')$ may be calculated for closed random walks (crw) instead of unrestricted ones [Eqs. (27) and (29)], and show in Sec. III D how the resulting more complicated decay functions may be evaluated. For $d=1$ (but not for $d=2$ and 3), this improvement leads to a more accurate result for the numerical prefactor occurring in the decoherence time [cf. Eq. (44)]. The extent of the improvement obtained with the more accurate result, which is important for quantitative comparisons with experiment, is checked in Sec. III E by using it to calculate the magnetoconductivity for quasi-one-dimensional conductors with classical white Nyquist noise and then comparing the result to the celebrated exact ‘‘Airy-function expression’’ of AAK.²⁶ [Using closed random walks also turns out to be an essential prerequisite for recovering the results of AAG from our theory (Sec. VI B).]

The difference between averaging over unrestricted versus closed random walks can quite generally be summarized by the following formulas (found in Sec. III C and confirmed in Paper II):

$$F_d^{\text{crw}}(t) = -\frac{\tilde{C}^1(r=0, t)}{\tilde{C}^0(r=0, t)}, \quad (4a)$$

$$F_d^{\text{urw}}(t) = -\tilde{C}_{q=\gamma_H=0}^1(t). \quad (4b)$$

Here, $\tilde{C}^1(r, t)$ is the first-order term in an expansion of the full Cooperon $\tilde{C}(r, t)$ in powers of the interaction, and $\tilde{C}_{q,\gamma_H=0}^1(t)$ is its momentum Fourier transform in the absence of a magnetic field. We note that in both cases, Eq. (2) represents the full Cooperon simply as a reexponentiated version of the first-order term (either in momentum or real space), but since the decay of the real-space Cooperon is required, the expansion is consistent to leading order in the interaction only if $F_d^{\text{crw}}(t)$ is used, which is why the latter gives more accurate results.

In our paper, we successively present different versions of Eq. (3), which are distinct in the effective noise correlator $\langle VV \rangle_{\bar{q}\bar{\omega}}^{\text{eff}}$ of the environment (classical noise, quantum noise for single particle, or quantum noise for a many-body situation with the Pauli principle). They will all, however, be associated with some type of Nyquist noise and factorize as $\frac{1}{\hbar} \langle VV \rangle_{\bar{q}\bar{\omega}}^{\text{eff}} = \frac{\mathcal{W}_{\text{eff}}(\bar{\omega})}{\nu D \bar{q}^2}$, where $\mathcal{W}_{\text{eff}}(\bar{\omega})$ will be called the ‘‘noise spectrum.’’ This will allow us (with some standard approximations, including an average over urw), to reduce Eq. (3) to the form

$$F_{d,\text{urw}}(t) \approx p_d t \int_0^\infty d\bar{\omega} \frac{\mathcal{W}_{\text{eff}}(\bar{\omega})}{\bar{\omega}^{2-d/2}} \left[1 - \frac{\sin(\bar{\omega}t)}{\bar{\omega}t} \right] \quad (5)$$

[the p_d are given after Eq. (41)]. Note the presence of the infrared cutoff at $\bar{\omega} \approx 1/t$ that was mentioned above.

B. Classical white Nyquist noise

If we consider a classical fluctuating potential $V(x, t)$ acting on the electron (Sec. III), then $\langle VV \rangle_{\bar{q}\bar{\omega}}^{\text{eff}}$ is given by its symmetric noise correlator $\langle VV \rangle_{\bar{q}\bar{\omega}}^{\text{cl}}$. This was used in the seminal paper of Altshuler *et al.*,²⁶ where they applied the classical fluctuation-dissipation theorem to obtain the thermal part of the Nyquist noise, for which $\mathcal{W}_{\text{eff}}(\bar{\omega})$ is simply given by the classical noise spectrum, $\mathcal{W}_{\text{cl}}(\bar{\omega})=T$, leading to a decoherence rate that vanishes at $T=0$ (see also the semiclassical path integral analysis of Chakravarty and Schmid⁶ and Stern, Aharonov, and Imry³³).

For example, for a quasi-one-dimensional disordered wire, AAK found^{34,35}

$$\frac{1}{\tau_{\varphi,1}^{\text{AAK}}} = \gamma_{\varphi,1}^{\text{AAK}} = (T\sqrt{\gamma_1})^{2/3} = \frac{T}{g_1(L_{\varphi,1})}. \quad (6)$$

Here, $g_d(L_\varphi)$ is the dimensionless conductance for a quasi- d -dimensional sample at the decoherence length $L_\varphi = \sqrt{D\tau_\varphi}$, given by

$$g_d(L_\varphi) = \frac{\hbar \sigma_d}{e^2 L_\varphi^{2-d}} = \begin{cases} (\gamma_1 \tau_\varphi)^{-1/2}, & \gamma_1 = D(e^2/\hbar \sigma_1)^2 \\ g_2, & g_2 = \hbar \sigma_2/e^2 \\ (\gamma_3 \tau_\varphi)^{1/2}, & \gamma_3 = D(\hbar \sigma_3/e^2)^2, \end{cases} \quad (7)$$

for $d=1, 2$, and 3, respectively. $g_d(L_\varphi)$ conveniently lumps together all relevant material parameters into a single dimensionless quantity, and will be used extensively below. Since good conductors are characterized by having a large dimensionless conductance, $g_d(L_\varphi) \gg 1$ [see Eq. (18) below], the last equality in Eq. (6) implies $T\tau_\varphi \gg 1$. This means that for paths of duration $t \approx \tau_\varphi$, we have the inequality $tT \gg 1$, which will be important below.

As expected, we recover Eq. (6) when applying our influence functional approach to a single particle under the influence of classical white Nyquist noise in quasi-one-dimension: upon replacing $\mathcal{W}_{\text{eff}}(\bar{\omega})$ by $\mathcal{W}_{\text{cl}}(\bar{\omega})=T$ in Eq. (5), we find

$$F_{1,\text{urw}}^{\text{cl}}(t) = c_1^{\text{urw}}(t/\tau_{\varphi,1}^{\text{AAK}})^{3/2} = (t/\tau_{\varphi,1})^{3/2}, \quad (8)$$

with $c_1^{\text{urw}} = \frac{4}{3\sqrt{\pi}}$, thus the decay function is governed by the same decoherence time $\tau_{\varphi,1}^{\text{AAK}}$ as obtained by AAK. For the second equality, we used our convention of defining the decoherence time via $F_d(\tau_{\varphi,d})=1$ to absorb the numerical prefactor into the decoherence time itself, yielding $\tau_{\varphi,1} = \tau_{\varphi,1}^{\text{AAK}}(c_1^{\text{urw}})^{-2/3}$. If the calculation is done for closed random walks, the result is the same, except that the prefactor changes to $c_1^{\text{crw}} = \sqrt{\pi}/4$.

C. Quantum noise

The case of a fully quantum-mechanical environment is more involved. If one considers the motion of a *single* electron in the presence of *quantum noise* (sqn) but in the absence of a Fermi sea, one can apply the standard Feynman-Vernon influence functional approach³⁶ (Sec. IV). In this way, one obtains Eq. (3) with $\langle VV \rangle_{\bar{q}\bar{\omega}}^{\text{eff}}$ replaced by the *symmetrized* quantum noise correlator $\langle VV \rangle_{\bar{q}\bar{\omega}}^{\text{sqn}} = \frac{1}{2} \langle \{\hat{V}, \hat{V}\} \rangle_{\bar{q}\bar{\omega}}$. By

detailed balance, this always includes a factor $\coth(\bar{\omega}/2T) = 2n(\bar{\omega}) + 1$ (n being the Bose function), and the resulting effective spectrum turns out to be $\mathcal{W}_{\text{sqn}}(\bar{\omega}) = \frac{1}{2}\bar{\omega}[2n(\bar{\omega}) + 1]$, which describes both thermal ($2n$) and quantum ($+1$) fluctuations of the environment. (In this paper, temperature is measured in units of frequency, i.e., T stands for $k_B T/\hbar$ throughout.) Physically, the quantum fluctuations incorporate the decoherence due to spontaneous emission into the environment, which is possible even for an environment at $T=0$ if the single electron has a finite energy (in a metal, its energy is typically near ε_F). For such a single electron, quantum fluctuations thus lead to a finite $T=0$ decoherence rate (but for a physical model, which is distinct from the original one describing disordered metals, which involve many electrons). The result for $F_{d,\text{urw}}(t)$ obtained for this type of noise turns out to coincide with the one obtained by Golubev and Zaikin¹⁰ if, following them, we introduce an upper frequency cutoff by hand (to prevent an ultraviolet divergence) and take it to be the elastic scattering rate.

However, diagrammatic calculations^{15,29} [summarized in Paper II, Sec. II C, see Eq. (17a)] indicate that the presence of other electrons cannot be neglected, since the Pauli principle plays an important role in preserving the coherence of low-lying excitations in degenerate Fermi systems. Setting up a Dyson equation for the Cooperon in the momentum-frequency representation and extracting from the Cooperon self-energy the decoherence rate $\gamma_\varphi^\varepsilon$ for an electron with energy³⁵ ε relative to ε_F , one obtains a rate where the factor $2n(\bar{\omega}) + 1$ is effectively replaced by

$$2n(\bar{\omega}) + 1 + f(\varepsilon + \bar{\omega}) - f(\varepsilon - \bar{\omega}). \quad (9)$$

In the literature, this factor often occurs in the form of the combination “ $\coth(\bar{\omega}/2T) + \tanh[(\varepsilon - \bar{\omega})/2T]$.” The Fermi functions ensure that processes which would violate the Pauli principle ($\bar{\omega} \gg \max[T, \varepsilon]$) do not occur, which turns out to eliminate the ultraviolet divergence mentioned above. However, in contrast to the influence functional approach, it is rather difficult to properly include vertex corrections in the diagrammatic approach. In fact, Fukuyama and Abrahams²⁹ introduced a low-frequency cutoff $1/\tau_\varphi$ by hand, which then has to be determined self-consistently. The neglect of vertex corrections also means that the decay function is always linear in t , whereas, e.g., in quasi-one-dimension, the classical result is known to grow like $t^{3/2}$ (as emphasized by GZ in Ref. 10). What is needed, evidently, is an expression for the decay function that keeps both the vertex corrections and the Pauli principle (and, thus, is free from infrared and ultraviolet divergencies, respectively). This is the main goal of both Papers I and II.

In the present paper, we address the question of how to incorporate the Pauli principle in an influence functional approach. First, we provide a heuristic discussion of decoherence in the presence of a Fermi sea (Sec. V). If an initial perturbation creates a coherent superposition between two single-particle states λ and λ' , the decoherence rate (within a golden rule calculation, without vertex corrections) is given by the sum of a particle and a hole-scattering rate [see Eq. (60)]:

$$\Gamma_\varphi(\lambda, \lambda') = \frac{1}{2}[\Gamma_e(\lambda) + \Gamma_h(\lambda') + \Gamma_e(\lambda') + \Gamma_h(\lambda)]. \quad (10)$$

Inserting the usual scattering rates containing Fermi functions for Pauli blocking, one realizes that incorporating the Pauli principle (pp) effectively means replacing the symmetrized quantum noise correlator by the following combination [see Eq. (64)]:

$$\langle VV \rangle_{\bar{\omega}}^{\text{pp}} = \frac{1}{2} \langle \{\hat{V}, \hat{V}\} \rangle_{\bar{\omega}} + [f(\varepsilon + \bar{\omega}) - f(\varepsilon - \bar{\omega})] \frac{1}{2} \langle [\hat{V}, \hat{V}] \rangle_{\bar{\omega}}, \quad (11)$$

where we took the energies of the two relevant states to be nearly identical,³⁷ as they will be in the calculation of the zero-frequency conductivity. This formula corresponds to substituting for $\mathcal{W}_{\text{eff}}(\bar{\omega})$ a “Pauli-principle-modified” spectrum $\mathcal{W}_{\text{pp}}(\bar{\omega})$, given by $\frac{1}{2}\bar{\omega}$ times Eq. (9), and is consistent with the results obtained diagrammatically, e.g., by Fukuyama and Abrahams.²⁹ It might actually form the basis for a treatment of dephasing in the presence of a nonequilibrium distribution function, although we will only briefly address this point in the present paper [after Eq. (67)]. We then discuss the consequences of this comparatively simple prescription for adding the Pauli principle to an influence functional, and use it to calculate the energy dependence of γ_φ .

Section VII of the present paper and all of Paper II are devoted to a justification of this prescription from more rigorous approaches. In Sec. VII, we demonstrate that our heuristic prescription yields a result that is equivalent to that recently obtained by one of us by an analysis²⁴ based on Golubev and Zaikin’s exact influence functional for Fermi systems.^{8–11} Their expression for the effective action S_{eff} contains Fermi functions that correctly represent Pauli blocking. Indeed, it was pointed out²⁴ that AAK’s expressions for the decoherence rate can be recovered from this approach by considering the action in momentum-frequency representation and properly keeping *recoil* effects, i.e., the energy change $\varepsilon \rightarrow \varepsilon \mp \bar{\omega}$ that occurs each time the electron emits or absorbs a noise quantum.

In Paper II, we shall show how a diagrammatic analysis based on an approximate solution of the full Bethe-Salpeter equation for the Cooperon (including vertex corrections) leads to the same results as found here.

D. Results for the decay function $F_d^{\text{pp}}(t)$

The main results of our paper are contained in Sec. VI, where the decay function is evaluated explicitly for the case of quantum Nyquist noise for an electron moving in a Fermi sea of other electrons at thermal equilibrium. Using Eq. (3) with the modified quantum noise correlator $\langle VV \rangle_{\bar{\omega}}^{\text{pp}}$ of Eq. (11), we find (Sec. VI A) after averaging over the electron’s energy that the decay functions $F_{d,\text{crw}}^{\text{pp}}(t) = \langle F_{d,\text{crw}}^{\text{pp}}(t) \rangle_\varepsilon$ have the following forms [whose leading terms also follow from Eq. (5), with $\mathcal{W}_{\text{pp}}(\bar{\omega})$ as spectrum]:³⁸

$$F_{1,\text{crw}}^{\text{pp}}(t) = \left(\frac{t}{\tau_{\varphi,1}} \right)^{3/2} \left[1 - \frac{2^{3/2} |\zeta(1/2)|}{\pi} \frac{1}{\sqrt{Tt}} \right], \quad (12a)$$

$$F_{2,\text{crw}}^{\text{pp}}(t) = \left(\frac{t}{\tau_{\varphi,2}} \right) \left[\frac{\ln(Tt) - (1 - \gamma_{\text{Euler}})}{\ln(T\tau_{\varphi,2})} \right], \quad (12b)$$

$$F_{3,\text{crw}}^{\text{pp}}(t) = \left(\frac{t}{\tau_{\varphi,3}} \right) \left[1 - \frac{\pi 2^{3/2}}{3\zeta(3/2)} \frac{1}{\sqrt{Tt}} \right]. \quad (12c)$$

The leading terms depend on the ‘‘classical decoherence rates’’³⁷

$$\frac{1}{\tau_{\varphi,1}} = \left(\frac{1}{4} \sqrt{\pi \gamma_1 T} \right)^{2/3}, \quad (13a)$$

$$\frac{1}{\tau_{\varphi,2}} = \frac{T}{2\pi g_2} \ln(2\pi g_2), \quad (13b)$$

$$\frac{1}{\tau_{\varphi,3}} = \frac{3\zeta(3/2) T^{3/2}}{(\pi^3 2^5)^{1/2} \sqrt{\gamma_3}}, \quad (13c)$$

which reproduce the results of AAK for classical white Nyquist noise (except that AAK’s numerical prefactors are different, since our way of defining $\tau_{\varphi,d}$ is slightly different from theirs). The next-to-leading terms in Eqs. (12) generate the leading quantum corrections to these classical decoherence times. Extracting the modified decoherence times $\tilde{\tau}_{\varphi,d}$ from the condition³² $F_{d,\text{crw}}^{\text{pp}}(\tilde{\tau}_{\varphi,d})=1$, we find

$$\tilde{\tau}_{\varphi,1} = \tau_{\varphi,1} \left[1 + \frac{\tilde{b}_1}{\sqrt{T\tau_{\varphi,1}}} \right], \quad (14a)$$

$$\tilde{\tau}_{\varphi,2} = \tau_{\varphi,2} \left[1 + \frac{\tilde{b}_2}{\ln(T\tau_{\varphi,2})} \right], \quad (14b)$$

$$\tilde{\tau}_{\varphi,3} = \tau_{\varphi,3} \left[1 + \frac{\tilde{b}_3}{\sqrt{T\tau_{\varphi,3}}} \right], \quad (14c)$$

where $\tilde{b}_1 = 2^{5/2} |\zeta(1/2)| / (3\pi) = 0.8767$, $\tilde{b}_2 = 1 - \gamma_{\text{Euler}} = 0.4228$, and $\tilde{b}_3 = \pi 2^{3/2} / [3\zeta(3/2)] = 1.134$. Thus, the next-to-leading terms are parametrically smaller than the leading ones (confirming the conclusions of Vavilov and Ambegaokar¹⁷) by $g_1^{-1/2}(L_{\varphi,1})$ for $d=1$, or $1/\ln g_2$ for $d=2$, or $g_3^{-1/3}(L_{\varphi,3})$ for $d=3$. Our calculations, therefore, conclusively show that in the weak-localization regime where $g_d(L_{\varphi,d}) \gg 1$, AAK’s results for $\tau_{\varphi,d}$, obtained by considering classical white Nyquist noise, remain correct for quantum Nyquist noise acting on an electron moving inside a Fermi sea at thermal equilibrium. Nevertheless, since it is not uncommon for weak-localization experiments to reach the regime where the product $T\tau_{\varphi}$ is only on the order of 10 (e.g., Ref. 39), the corrections discussed here can amount to an appreciable effect (illustrated in Fig. 6 below).

As a check of Eqs. (12), we use them to calculate (Sec. VI B) the first-order-in-interaction contribution to the weak-localization magnetoconductivity, $\sigma_d^{\text{WL}(1)}$, in the regime $\gamma_{\varphi} \ll \gamma_H \ll T$, where γ_H is the magnetic dephasing rate. Reassuringly, this reproduces the leading and next-to-leading terms of the corresponding results of AAG,¹⁵ obtained via an

elaborate perturbative diagrammatic calculation, which keeps vertex corrections but is restricted to short times. We also show how to resolve an inconsistency between AAG’s way of extracting the decoherence rate from $\sigma_d^{\text{WL}(1)}$ and the results of AAK.

Finally, we also discuss the energy dependence of the decoherence rate (Sec. VI C). We calculate explicitly how the decoherence rate $\gamma_{\varphi,d}$ crosses over to essentially the energy relaxation rate $\propto \varepsilon^{d/2}$ as ε is increased with respect to T , and find that the energy scale at which the crossover happens, namely, $Tg_1^{2/3}(L_T)$, $T \ln g_2$, or T for $d=1, 2$, or 3 , respectively, is parametrically larger than temperature for $d=1$ and 2 . This concludes our overview.

III. COOPERON DECAY FOR CLASSICAL NOISE

In this section, we review how the decay of the Cooperon can be calculated using influence functionals for the case of classical noise. Although this is a standard calculation, we shall cast it in a form that generalizes straightforwardly to the cases treated in subsequent sections, namely, quantum noise (Sec. IV) and quantum noise plus Pauli principle (Sec. V). Some ideas similar to those presented in this section have recently been discussed as well by Akkermans and Montambaux.⁴⁰

A. Definition of Cooperon

The full Cooperon $\tilde{C}(r, t)$ appearing in Eq. (1) for $\delta\sigma_d^{\text{WL}}$ can be written as a path integral

$$\tilde{C}(r, t) = \int_{r^F(-t/2)=0}^{r^F(t/2)=r} \mathcal{D}r^F(t_3) \int_{r^B(-t/2)=r}^{r^B(t/2)=0} \mathcal{D}r^B(t_4) A[r^F(t_3), r^B(t_4)] \quad (15)$$

over pairs of electron paths with opposite start and end points, to be called forward and backward paths, with amplitude $A[r^F(t_3), r^B(t_4)]$. In the absence of interactions and a magnetic field, the amplitude $A[r^F(\cdot), r^B(\cdot)]$ simply equals $e^{i(S_0[r^F(\cdot)] - S_0[r^B(\cdot)])/\hbar}$, where $S_0[r(\cdot)]$ is the free action describing the propagation of a free electron through a disordered potential landscape. Semiclassically, the path integral after disorder averaging will be dominated by time-reversed pairs of diffusive paths, i.e.,

$$r^F(t_3) = r(t_3) = r^B(-t_3), \quad (16)$$

and for $\tilde{C}(0, t)$, these will have the same start and end points. The fact that they are time reversed has been exploited to denote the start and end times of a path of duration t by $\pm t/2$ (this yields time integrals over intervals symmetric around $t=0$ below, which turns out to be very convenient).

The free Cooperon propagator $\tilde{C}^0(r, t)$ is determined by the probability density for an unrestricted random walk (in d dimensions) to reach a volume element d^3r separated from the initial point by a distance r in time t :

$$\tilde{P}^{\text{urw}}(r, t) = \frac{1}{a^{3-d}} e^{-r^2/4D|t|} (4\pi D|t|)^{-d/2}. \quad (17a)$$

The free Cooperon propagator may thus also be represented as a classical path integral involving a diffusive action that describes propagation along random walk trajectories, $S_0^{\text{diff}} = \int_{-t/2}^{t/2} dt_3 [\dot{r}^2(t_3)/4D]$. In the presence of a weak⁴¹ magnetic field H (which, for $d=1$ or 2 , we shall assume to be perpendicular to the wire or plane of the film), the free Cooperon is multiplied by a dephasing factor e^{-t/τ_H} , where the magnetic dephasing rate $\gamma_H = 1/\tau_H$ increases with increasing H [$\gamma_H = 4DeH/\hbar c$ for $d=3$, or $\gamma_H = D(eHa)^2/3c^2\hbar^2$ for $d=1$ and 2 , see Ref. 2]. Thus, we have

$$\tilde{C}^0(r, t) = \theta(t) \tilde{P}^{\text{urw}}(r, t) e^{-t/\tau_H}. \quad (17b)$$

[In contrast, the bare diffuson is magnetic-field independent: $\tilde{D}^0(r, t) = \theta(t) \tilde{P}^{\text{urw}}(r, t)$.]

Inserting Eqs. (2) and (17b) for the full Cooperon $\tilde{C}(0, t)$ into Eq. (1) for the magnetoconductivity, the latter can be written as

$$\frac{\delta\sigma_d^{\text{WL}}}{\sigma_d} = -\frac{2^{1-d}}{\pi^{1+d/2}} \int_{\tau_{\text{el}}}^{\infty} \frac{dt}{t} \frac{e^{-t/\tau_H} e^{-F_d(t)}}{g_d(L_t)}, \quad (18)$$

where $L_t = \sqrt{Dt}$. For $H=0$, the integral is of the order $1/g_d(L_\varphi)$ (or larger for $d=2$ and 3 , since $\tau_{\text{el}}/\tau_\varphi \ll 1$). [To see this, change variables to $z=t/\tau_\varphi$ and note that $F(z\tau_\varphi) \geq 1$ for $z \geq 1$.] Good conductors, which are characterized by the fact that the relative change $\delta\sigma_d^{\text{WL}}/\sigma_d$ in conductance due to weak localization is small even at zero magnetic field, therefore have $1/g_d(L_\varphi) \ll 1$. This is a well-known and very important small parameter in the theory of weak localization, which will be used repeatedly below. [For $d=1$, where it turns out that $1/g_d(L_\varphi) = (\gamma_1/T)^{1/3}$, this ceases to be a small parameter at sufficiently small temperatures. This signals the onset of the regime of strong localization, which is beyond the scope of the present analysis.]

B. Averaging over classical noise

Let us now explore how the Cooperon is affected by interactions or, more generally, by noise fields. Generally speaking, these will cause the propagation amplitudes for the forward and backward paths to pick up random phase factors, hence destroying their constructive interference and causing the Cooperon to decay as a function of time.

In the case of purely classical noise, a single-particle description is exact, and the decay of the Cooperon can readily be evaluated using path integrals.^{6,26,42} It is instructive to review how this is done. Let us describe the noise, imagined to arise from some classical environmental bath, using a classical, real, scalar potential $V_j = V(r_j, t_j)$, with correlator

$$-i\hbar \mathcal{L}_{ij}^{\text{cl}} \equiv \langle V_i V_j \rangle^{\text{cl}} = \int (d\bar{k}) e^{i\bar{k}x_{ij}} \langle VV \rangle_{\bar{q}\bar{\omega}}^{\text{cl}} \quad (19)$$

(the superscript denotes classical; the prefactor $-i\hbar$ is conventional). Here, we used the shorthand notation $(d\bar{k}) = (d\bar{q})(d\bar{\omega})$, with $(d\bar{q}) = d^d \bar{q}/(2\pi)^d a^{3-d}$ and $(d\bar{\omega}) = d\bar{\omega}/2\pi$,

where $\bar{k} = (\bar{q}, \bar{\omega})$ is our standard notation to be used for momentum and frequency transfers between the electron and the bath, and $\bar{k}x_{ij} = \bar{q}r_{ij} - \bar{\omega}t_{ij}$, where we abbreviate $r_{ij} = r_i - r_j$ and $t_{ij} = t_i - t_j$ (and, for future use, $\tilde{t}_{ij} = t_i + t_j$). The noise properties can be specified in terms of the Fourier components of the noise correlator, $\langle VV \rangle_{\bar{q}\bar{\omega}}^{\text{cl}}$. It is symmetric in \bar{q} for homogeneous, isotropic samples. Moreover, for classical (but not quantum) noise, it is necessarily also *symmetric* in frequency,

$$\langle VV \rangle_{\bar{q}\bar{\omega}}^{\text{cl}} = \langle VV \rangle_{\bar{q}, -\bar{\omega}}^{\text{cl}}, \quad (20)$$

because $\langle V_i V_j \rangle^{\text{cl}}$ is invariant under $t_{ij} \rightarrow t_{ji}$.

In the presence of a given configuration of the potential field V_j , the propagation amplitude for a pair of random forward and backward paths, $r^a(t_3)$, with $a=F/B$, is multiplied by an extra phase factor $e^{i(S_F - S_B)/\hbar}$, with

$$i(S_F - S_B) = -i \int_{-t/2}^{t/2} dt_3 \sum_{a=F/B} s_a V_{3a}, \quad (21)$$

where $V_{ja} \equiv V(r^a(t_j), t_j)$, and s_a stands for $s_{F/B} = \pm 1$. The average of this phase factor over all configurations of the field V_j can be performed without any approximation if the field is assumed to have a Gaussian distribution,⁴³

$$\langle e^{i(S_F - S_B)/\hbar} \rangle_V = e^{-S_{\text{eff}}/\hbar}, \quad (22)$$

where the ‘‘effective action’’ $S_{\text{eff}}[r^F(\cdot), r^B(\cdot)]$ is a functional of the forward and backward paths and describes the effect of the environment on the propagating electron,

$$S_{\text{eff}} = \frac{1}{2\hbar} \int_{-t/2}^{t/2} dt_3 dt_4 \sum_{aa'=F/B} s_a s_{a'} \langle V_{3a} V_{4a'} \rangle, \quad (23a)$$

$$\langle V_{3a} V_{4a'} \rangle = \int (d\bar{k}) e^{i(\bar{q}[r^a(t_3) - r^{a'}(t_4)] - \bar{\omega}t_{34})} \langle V_a V_{a'} \rangle_{\bar{q}\bar{\omega}}. \quad (23b)$$

In the present section, $\langle V_a V_{a'} \rangle_{\bar{q}\bar{\omega}}$ is (for all a and a') simply equal to the classical noise correlator $\langle VV \rangle_{\bar{q}\bar{\omega}}^{\text{cl}}$ of Eq. (19). (The more general notation will become useful in reusing Eqs. (23) [and Eq. (30) below] in later sections, which involve more complicated correlators.) Note that S_{eff} is purely real, because the classical correlators $\langle V_{3a} V_{4a'} \rangle$ are real.

To obtain the effect of the environment on the Cooperon, $e^{-S_{\text{eff}}/\hbar}$ should be evaluated along and averaged over time-reversed pairs of paths [Eq. (16)]. The $a=a'$ terms in Eq. (23a) then correspond to the ‘‘self-energy’’ contributions to the Cooperon decay rate, adopting terminology that is commonly used in diagrammatic calculations of the Cooperon decay rate. These terms describe the decay of the individual propagation amplitudes for the forward or backward paths, corresponding to the decay of the ‘‘retarded’’ or ‘‘advanced’’ propagators. The $a \neq a'$ terms in Eq. (23a) correspond to the vertex corrections to the Cooperon decay rate. The self-energy and vertex terms have opposite overall signs ($s_F s_F = s_B s_B = 1$ vs $s_F s_B = -1$, respectively). Consequently, the contributions of fluctuations which are slower than the observation time (with $\bar{\omega} \lesssim 1/t$), and, hence, indistinguishable from a

static random potential, mutually cancel and do not contribute to decoherence. This is already apparent from Eq. (21), even before averaging over V_j : for sufficiently slow fluctuations, the two terms in $i(S_F - S_B)$ cancel if $r^F(t_3) = r^B(-t_3)$.

C. Closed versus unrestricted random walks

In order to explicitly evaluate the modification of the full Cooperon due to the fluctuating potential, we still have to average the factor $e^{-S_{\text{eff}}/\hbar}$ over diffusive paths $r(t)$ (i.e., random walks). An exact way of performing this average has been devised by AAK,²⁶ by deriving and then solving a differential equation for the full Cooperon (which can be done exactly for the quasi-one-dimensional case in the presence of thermal white Nyquist noise). However, it is possible to obtain qualitatively equivalent results by a somewhat simpler approach (also used by GZ). Following the review of Chakravarty and Schmid (CS),⁶ we approximate the average over random walks by lifting the average into the exponent:

$$\langle e^{-S_{\text{eff}}/\hbar} \rangle_{\text{rw}} \simeq e^{-F_d(t)}, \quad F_d(t) = \frac{1}{\hbar} \langle S_{\text{eff}} \rangle_{\text{rw}}. \quad (24)$$

The decay function $F(t)$ will turn out to grow with time [starting from $F(0)=0$] and describes the decay of the Cooperon [cf. Eq. (1)]. Approximation (24), first introduced and discussed by Eiler,⁴² is not controlled by a small parameter. However, for the case of classical white noise in quasi one-dimension, where an exact result is available for comparison, it is found to be very accurate [cf. Sec. III E]. Moreover, if S_{eff} is real, Eq. (24) yields an upper bound for the decoherence rate. This follows from Jensen's inequality, which states that if x is a real variable and the average $\langle \cdot \rangle$ is governed by a real distribution function, then $\langle e^{-x} \rangle \geq e^{-\langle x \rangle}$ always holds, independent of the distribution of x . In the present context, the average $\langle \cdot \rangle_{\text{rw}}$ over time-reversed pairs of random walk paths [satisfying Eq. (16)] is governed by⁴² the real weighting function $e^{-S_0^{\text{diff}}}$, where $S_0^{\text{diff}} = \int_{-t/2}^{t/2} dt_3 [\dot{r}^2(t_3)/4D]$ is the action for diffusive motion in a weak⁴¹ magnetic field. Thus, if S_{eff} is real, as is the case for classical white noise, Eq. (24) *overestimates* the decay of the Cooperon with time, i.e., it yields an upper bound on the decoherence rate and underestimates the magnitude $\delta\sigma_d^{\text{WL}}$. For quantum noise, the latter statements cannot be made with equal rigor, since then S_{eff} turns out to be not purely real; nevertheless, for quantum noise in the presence of a Fermi sea, approximation (24) will *a posteriori* be found to be as good as for classical noise, because the quantum corrections to the classical result for the decoherence rate will be found to be small (of subleading order in $1/g_d$).

At the corresponding point in their own review, CS make two further approximations when evaluating $F_d(t)$: firstly, they do not evaluate the vertex corrections explicitly, but instead mimic their effect by dropping (by hand) the contributions of frequency transfers $\bar{\omega} < 1/t$ to the self-energy terms, i.e., they introduce a sharp infrared cutoff in the latter's frequency integrals. Secondly, while averaging the correlators $\langle V_{3a} V_{4a'} \rangle^{\text{cl}}$ of Eq. (23b) over random walks [i.e., averaging the Fourier exponents in Eq. (23b)], both CS and GZ

employ the probability density $\tilde{P}^{\text{urw}}(r_{34}, t_{34})$ for an *unrestricted random walk* to diffusively reach a volume element d^3r removed by a distance $r_{34} = r_3 - r_4$, in time $|t_{34}|$:

$$\begin{aligned} \langle e^{i\bar{q}(r(t_3)-r(t_4))} \rangle_{\text{urw}} &\equiv \int d^3r_{34} \tilde{P}^{\text{urw}}(r_{34}, |t_{34}|) e^{i\bar{q}r_{34}} \\ &\equiv \tilde{P}^{\text{urw}}(\bar{q}, |t_{34}|) = e^{-D\bar{q}^2|t_{34}|}. \end{aligned} \quad (25)$$

Here and below, position integrals like $\int dr_{34}$ stand for $a^{3-d} \int d^d r$; the prefactor comes from the integral over the transverse directions, and it cancels the prefactor of \tilde{P}^{urw} in Eq. (17a).

The two approximations discussed above are known to be adequate to correctly capture the functional dependence of the function $F(t)$ on time, temperature, dimensionless conductance, etc. In the following, however, we shall be more ambitious, and strive to evaluate the *numerical prefactor* of $F(t)$ with reasonable accuracy, too. To this end, we have to go beyond the two approximations of CS (dropping vertex terms and doing an unrestricted average), since both modify the numerical prefactor by a factor of 1. Firstly, we shall fully retain the vertex corrections; in effect, we thereby explicitly evaluate the actual shape of the effective infrared cutoff function, instead of inserting a sharp cutoff by hand. Secondly, we shall perform the random walk average more carefully than in Eq. (25), in that we consider only the actually relevant ensemble of closed²⁷ random walks of duration t that are restricted to start and end at the same point in space: $r(-t/2) = r(t/2) = 0$. Thus, we use

$$\langle e^{i\bar{q}(r(t_3)-r(t_4))} \rangle_{\text{crw}} \equiv \int dr_3 dr_4 \tilde{P}_{(0,t)}^{\text{crw}}(3,4) e^{i\bar{q}r_{34}} \equiv \tilde{P}_{(0,t)}^{\text{crw}}(\bar{q}, |t_{34}|). \quad (26)$$

Here, $\tilde{P}_{(r_2,t_2)}^{\text{crw}}(3,4)$ is the probability density for a closed random walk that starts at the space-time point (r_2, t_2) and ends at (r_1, t_1) to pass through two volume elements around the intermediate points (r_4, t_4) and (r_3, t_3) . For $t_2 < t_4 < t_3 < t_1$, we have

$$\tilde{P}_{(r_2,t_2)}^{\text{crw}}(3,4) = \frac{\tilde{P}^{\text{urw}}(r_{13}, t_{13}) \tilde{P}^{\text{urw}}(r_{34}, t_{34}) \tilde{P}^{\text{urw}}(r_{42}, t_{42})}{\tilde{P}^{\text{urw}}(r_{12}, t_{12})}. \quad (27)$$

The denominator ensures that the integral of \tilde{P}^{crw} over r_4, r_3 yields 1 [as can be seen using $\int dr_3 \tilde{P}^{\text{urw}}(r_{13}, t_{13}) \tilde{P}^{\text{urw}}(r_{32}, t_{32}) = \tilde{P}^{\text{urw}}(r_{12}, t_{12})$]. We shall confirm below that \tilde{P}^{crw} does not depend on (r_1, t_1) and (r_2, t_2) separately, but only on the differences r_{12} and t_{12} , as anticipated on the left-hand side of Eq. (27).

The probability density \tilde{P}^{crw} obviously does not depend on the magnetic field (because the latter is assumed weak⁴¹). Note, though, that Eq. (27) does not change if we multiply each factor $\tilde{P}^{\text{urw}}(r_{ij}, t_{ij})$ by a dephasing factor $\exp(-t_{ij}/\tau_H)$ to obtain a bare Cooperon $\tilde{C}^0(r_{ij}, t_{ij})$, since these factors completely cancel out in Eq. (27). In the following, we shall thus

use Eq. (27) with \tilde{P}^{urw} replaced by \tilde{C}^0 , since this will be convenient when comparing to perturbative expressions below, which are formulated in terms of \tilde{C}^0 's. Performing the integrals $\int dr_3 dr_4$ of Eq. (26) by Fourier transformation and using

$$\tilde{C}_q^0(t) = \theta(t)e^{-E_q t}, \quad E_q \equiv Dq^2 + 1/\tau_H, \quad (28)$$

for the momentum Fourier transform of the bare Cooperon $\tilde{C}^0(r, t)$ of Eq. (17b), we readily find

$$\begin{aligned} \tilde{P}_{(r_{12}, t_{12})}^{\text{crw}}(\bar{q}, t_{34}) &= \frac{\int (dq) e^{iqr_{12}} \tilde{C}_q^0(t_{13}) \tilde{C}_{q-\bar{q}}^0(t_{34}) \tilde{C}_q^0(t_{42})}{\tilde{C}^0(r_{12}, t_{12})} \\ &= \exp \left[-D\bar{q}^2 t_{34} \left(1 - \frac{t_{34}}{t_{12}} \right) + i\bar{q} r_{12} \frac{t_{34}}{t_{12}} \right]. \end{aligned} \quad (29)$$

In the limit $t_{12} \rightarrow \infty$, this reduces to $\tilde{P}^{\text{urw}}(\bar{q}, t_{34})$, as expected, provided t_{34} is kept fixed. Note, though, that the latter condition is *not* appropriate for the evaluation of the long-time limit of the Cooperon, for which *both* time differences, t_{12} and t_{34} , become large.

D. General form of the decay function $F(t)$

Let us now evaluate the decay function $F(t) = \langle S_{\text{eff}} \rangle_{\text{rw}}$, starting from the effective action of Eq. (23). Averaging the latter over time-reversed, random walks according to Eqs. (16) and (25) or (26), the result can be written as

$$\begin{aligned} F_d(t) &= \frac{1}{\hbar^2} \int_{-t/2}^{t/2} dt_3 \int_{-t/2}^{t/2} dt_4 \int (d\bar{q}) \int (d\bar{\omega}) \\ &\quad \times e^{-i\bar{\omega} t_{34}} \langle VV \rangle_{\bar{q}\bar{\omega}}^{\text{eff}} \delta\tilde{P}(\bar{q}; \tau_{34}, \tilde{\tau}_{34}). \end{aligned} \quad (30)$$

For classical noise, where $\langle V_a V_{a'} \rangle_{\bar{q}\bar{\omega}} = \langle VV \rangle_{\bar{q}\bar{\omega}}^{\text{cl}}$, the ‘‘effective’’ environmental noise correlator appearing here likewise stands for the classical noise correlator, $\langle VV \rangle_{\bar{q}\bar{\omega}}^{\text{eff}} = \langle VV \rangle_{\bar{q}\bar{\omega}}^{\text{cl}}$. For the more general case that the $\langle V_a V_{a'} \rangle_{\bar{q}\bar{\omega}}$ depend on a and a' , as will be needed in our treatment of quantum noise below, the effective noise correlator is found to have the form

$$\langle VV \rangle_{\bar{q}\bar{\omega}}^{\text{eff}} = \frac{1}{2} [\langle V_F V_F \rangle_{\bar{q}\bar{\omega}} + \langle V_B V_B \rangle_{\bar{q}\bar{\omega}}], \quad (31a)$$

$$= \frac{1}{2} [\langle V_B V_F \rangle_{\bar{q}\bar{\omega}} + \langle V_F V_B \rangle_{\bar{q}\bar{\omega}}], \quad (31b)$$

where, looking ahead, we used the fact that the first and second lines are equal for all the types of noise to be considered in this paper.

Equation (30) also contains the object

$$\delta\tilde{P}(\bar{q}; \tau_{34}, \tilde{\tau}_{34}) \equiv \tilde{P}(\bar{q}, |t_{34}|) - \tilde{P}(\bar{q}, |\tilde{t}_{34}|) \quad (32a)$$

$$= e^{-\bar{q}^2 D t_{34}} - e^{-\bar{q}^2 D |\tilde{t}_{34}|}, \quad (32b)$$

which describes the diffusive dynamics of the time-reversed trajectories. The first term in Eq. (32) arises from self-energy terms [with $a=a'$ in Eq. (23)], the second from vertex corrections (with $a \neq a'$). Here, τ_{34} and $\tilde{\tau}_{34}$ stand for

$$\tau_{34} = |t_{34}|/t \quad \text{or} \quad \tau_{34} = [1 - |t_{34}|/t] |t_{34}|/t, \quad (33a)$$

$$\tilde{\tau}_{34} = |\tilde{t}_{34}|/t \quad \text{or} \quad \tilde{\tau}_{34} = [1 - |\tilde{t}_{34}|/t] |\tilde{t}_{34}|/t \quad (33b)$$

($\tilde{t}_{34} = t_3 + t_4$), depending on whether the average over paths is performed over unrestricted or closed random walks [using $\tilde{P}^{\text{urw}}(\bar{q}, |t_{34}|)$ from Eq. (25) or $\tilde{P}_{(0,t)}^{\text{crw}}(\bar{q}, t_{34})$ from Eq. (29)], respectively.

Since the time integrals in Eq. (30) are symmetric, only that part of $\langle VV \rangle_{\bar{q}\bar{\omega}}^{\text{eff}}$ that is symmetric under $\bar{\omega} \rightarrow -\bar{\omega}$ contributes to $F_d(t)$; moreover, if this symmetric part is real, so is $F_d(t)$.

The fact that the decay function is linear in interaction propagators has an important implication: when expanding both sides of Eq. (2a) in powers of the interaction, the term linear in $F_d(t)$ on the right-hand side of Eq. (2a) must equal $\tilde{C}^1(0, t)$, the first-order contribution to the full Cooperon $\tilde{C}(0, t)$, implying $-F_d^{\text{crw}}(t) = \tilde{C}^1(0, t) / \tilde{C}^0(0, t)$ [cf. Eq. (4a)]. We added the superscript ‘‘crw,’’ because this relation turns out to hold only if the average over paths for $F_d(t)$ is over closed random walks. The expression (2) for $\tilde{C}(0, t)$ thus amounts to a simple reexponentiation of the first-order interaction correction,

$$\tilde{C}(0, t) \simeq \tilde{C}^0(0, t) \exp \left[\frac{\tilde{C}^1(0, t)}{\tilde{C}^0(0, t)} \right], \quad (34a)$$

evaluated in the *position-time* representation (at $r=0$). In contrast, if (following hitherto standard practice^{6,9}) the average over paths is performed over *unrestricted* random walks instead, i.e., if \tilde{P}^{urw} is used instead of \tilde{P}^{crw} in Eq. (30), one finds $-F_d^{\text{urw}}(t) = \int dr \tilde{C}_{\gamma_H=0}^1(r, t) = \tilde{C}_{\gamma_H=0}^1(t)$ [cf. Eq. (4b)]. In this case, Eq. (2a) yields

$$\tilde{C}(0, t) \simeq \tilde{C}^0(0, t) \exp[\tilde{C}_{\gamma_H=q=0}^1(t)], \quad (34b)$$

implying that, here, the first-order correction in the *momentum-time* representation is reexponentiated; consequently, the left- and right-hand sides of Eq. (34b) are not consistent when expanded to first order in the interaction. Hence, Eq. (34a) can be expected to be more accurate than Eq. (34b), as will be confirmed below.

To make further progress with the evaluation of $F(t)$, we now exploit the fact that for all types of noise to be considered in this paper, the effective noise correlator *factorizes* into a frequency-dependent spectrum $\mathcal{W}_{\text{eff}}(\bar{\omega})$, symmetric in frequency, and a \bar{q} -dependent denominator:

$$\frac{1}{\hbar} \langle VV \rangle_{\bar{q}\bar{\omega}}^{\text{eff}} = \frac{\mathcal{W}_{\text{eff}}(\bar{\omega})}{\nu D \bar{q}^2}. \quad (35)$$

This fact allows us to proceed quite far with the evaluation of Eq. (30) for $F_d(t)$ without specifying the actual form of $\mathcal{W}_{\text{eff}}(\bar{\omega})$ (which will be done in later sections): after changing integration variables to the sum and difference times \tilde{t}_{34} and t_{34} , Eq. (30) can be written as

$$F_d(t) = 2 \int_0^t dt_{34} W_{\text{eff}}(t_{34}) \int_0^{t-t_{34}} d\tilde{t}_{34} \delta\tilde{P}_d(\tau_{34}, \tilde{\tau}_{34}), \quad (36)$$

where the kernel

$$W_{\text{eff}}(t_{34}) = \int (d\bar{\omega}) e^{-i\bar{\omega}t_{34}} \mathcal{W}_{\text{eff}}(\bar{\omega}) \quad (37)$$

contains *all* information about the frequency dependence of the noise correlator describing the range in time of the effective interaction, whereas the dimensionless quantity

$$\delta\tilde{P}_d(\tau_{34}, \tilde{\tau}_{34}) = \int (d\bar{q}) \frac{e^{-\bar{q}^2 D t_{34}} - e^{-\bar{q}^2 D \tilde{\tau}_{34}}}{\hbar \nu D \bar{q}^2} \quad (38)$$

is the same for all types of noise studied below, but depends on the dimensionality of the sample. Note that the integrand in Eq. (38) is well behaved for small \bar{q}^2 despite the $1/\bar{q}^2$ factor, because the self-energy and vertex contributions to $\delta\tilde{P}_d(\bar{q}; \tau_{34}, \tilde{\tau}_{34})$ [Eq. (32)] cancel each other for momentum transfers smaller than $D\bar{q}^2 \lesssim 1/t$, thus regularizing the divergence. This is precisely as expected for density fluctuations with dispersion $\bar{\omega} \simeq D\bar{q}^2$: on time scales of order t , fluctuations with frequencies below $\bar{\omega} \lesssim 1/t$ appear to be essentially static, and hence, do not contribute to decoherence.

The $\int (d\bar{q})$ and $\int d\tilde{t}_{34}$ integrals in Eqs. (38) and (36) can be performed explicitly (see Appendix A), with a result for $F_d(t)$ of the form

$$F_d(t) = \frac{t}{g_d(L_t)} \int_0^t dt_{34} W_{\text{eff}}(t_{34}) \mathcal{P}_d(t_{34}/t), \quad (39)$$

where $L_t = \sqrt{Dt}$. Explicit expressions for the functions $\mathcal{P}_d(z)$, which differ for closed or unrestricted random walks, are given in Appendix A. However, it will turn out below that we really only need the leading terms in an expansion of $\mathcal{P}_d(z)$ for small values of its arguments, because the decoherence rate is extracted from the *long-time* behavior of $F_d(t)$. The leading and subleading terms of $\mathcal{P}_d^{\text{crw}}$ for closed or $\mathcal{P}_d^{\text{urw}}$ for unrestricted random walks (upper or lower entries, respectively) are given by

$$\mathcal{P}_1^{\left\{ \begin{array}{l} \text{crw} \\ \text{urw} \end{array} \right\}}(z) = \left\{ \begin{array}{l} \sqrt{\pi}/2 \\ 8/(3\sqrt{\pi}) \end{array} \right\} - 4\sqrt{z/\pi} + \mathcal{O}(z), \quad (40a)$$

$$\mathcal{P}_2^{\left\{ \begin{array}{l} \text{crw} \\ \text{urw} \end{array} \right\}}(z) = -\frac{1}{\pi} \left[\ln z + \left\{ \begin{array}{l} 2 + \mathcal{O}(z) \\ 1 + \mathcal{O}(z \ln z) \end{array} \right\} \right], \quad (40b)$$

$$\mathcal{P}_3^{\left\{ \begin{array}{l} \text{crw} \\ \text{urw} \end{array} \right\}}(z) = \frac{1}{\pi^{3/2}} \left[\frac{1}{\sqrt{z}} - \left\{ \begin{array}{l} \pi \\ 2 \end{array} \right\} \right] + \mathcal{O}(z^{1/2}). \quad (40c)$$

Thus, the difference between averaging over closed or unrestricted random walks turns out to matter for the leading terms of only \mathcal{P}_1 (but not of $\mathcal{P}_{2,3}$), implying, as we shall see below, that it matters for the leading long-time behavior of only $F_1(t)$ [but not of $F_{2,3}(t)$].

Equation (39) is a central result on which the following sections rely. To find the decay function $F_d(t)$ (and a corresponding decoherence time), all that remains to be done is to determine the spectrum $\mathcal{W}_{\text{eff}}(\bar{\omega})$ (which depends on the type of noise studied, and on whether the Pauli principle is taken care of), calculate its Fourier transform to obtain the kernel $W_{\text{eff}}(t_{34})$ of Eq. (37), and perform the integral $\int dt_{34}$ in Eq. (39).

We close this section with a comment on the relation of the above approach to diagrammatic methods, e.g., the calculation of the Cooperon $\tilde{C}^1(0, t)$ to first order in the interaction [from which $F_d(t)$ can be extracted]. The key to our derivation of Eq. (39) was to essentially work in the time domain, postponing any time integrals until after all momentum and frequency integrals had been performed, as exemplified by our definitions of \tilde{P}^{crw} [Eq. (29), involving $\int (dq)$], $\delta\tilde{P}_d$ [Eq. (38), involving $\int (d\bar{q})$], and $W(t_{34})$ [Eq. (37), involving $\int (d\bar{\omega})$]. In contrast, in diagrammatic calculations, the $\int dt_3 dt_4$ integrals are performed first (namely, when deriving the Feynman rules for the frequency-momentum representation), *before* any momentum or frequency integrals. However, for the present problem, the resulting momentum integrals then take intractably complicated forms (see Appendix B).

Nevertheless, for the case of unrestricted random walks, the leading asymptotic behavior of $F_{d,\text{urw}}(t)$ can be obtained rather simply by judiciously neglecting some terms that are subleading in the limit of large times. As shown in Appendix B, this leads to the following expression:

$$F_{d,\text{urw}}(t) \simeq p_d t \int_0^\infty d\bar{\omega} \frac{\mathcal{W}_{\text{eff}}(\bar{\omega})}{\bar{\omega}^{2-d/2}} \left[1 - \frac{\sin(\bar{\omega}t)}{\bar{\omega}t} \right], \quad (41)$$

with $p_1 = \sqrt{2}\gamma_1/\pi$, $p_2 = 1/g_2 2\pi$, and $p_3 = 1/\sqrt{2}\gamma_3\pi^2$ [for γ_1 , g_2 , and γ_3 , see Eq. (7)]. This formula for $F_{d,\text{urw}}(t)$ is less accurate than Eq. (39), but perhaps physically more transparent, since it is formulated in the frequency domain: The factor $[1 - \sin(\bar{\omega}t)/\bar{\omega}t]$ acts as infrared cutoff, suppressing frequencies $\bar{\omega} \lesssim 1/t$. Due to the factor $\bar{\omega}^{d/2-2}$, the integral gets its dominant contribution from small frequencies of order $1/t$ for $d=1$, gets logarithmic contributions from both small and large frequencies for $d=2$, and is dominated by large frequencies for $d=3$. In particular, for $d=2$ and 3, an ultraviolet cutoff is needed at large frequencies to render the integral well defined. As we shall see below, such a cutoff will be provided by $\mathcal{W}_{\text{eff}}(\bar{\omega})$.

E. Comparison with exact classical one-dimensional result

To gauge quantitatively the difference between averaging over closed or unrestricted random walks, we shall now use

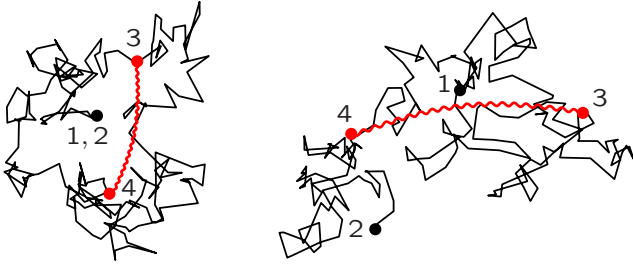


FIG. 2. (Color online) Random walks from $1 \equiv (r_1, -t/2)$ to $2 \equiv (r_2, +t/2)$, via $3 \equiv (r_3, t_3)$ and $4 \equiv (r_4, t_4)$: For given times t , t_3 , and t_4 , the distance between r_3 and r_4 is overestimated when the closed random walk (left) is substituted by an unrestricted random walk (right). This leads to increased decoherence and an underestimation of the weak-localization correction to the conductivity (see Fig. 3, dotted line).

the above results to calculate the magnetoconductivity for a quasi-one-dimensional conductor and classical white Nyquist noise. For this particular case, the average $\langle e^{-S_{\text{eff}}/\hbar} \rangle_{\text{rw}}$ was calculated exactly by AAK,²⁶ so that the resulting expression for the magnetoconductivity,³⁴

$$\delta\sigma_{1,\text{exact}}^{\text{WL}} = \frac{\sigma_1}{\pi g_1(L_{\varphi,1}) \left[\ln \text{Ai} \left(\frac{\tau_{\varphi,1}^{\text{AAK}}}{\tau_H} \right) \right]}, \quad (42)$$

can be used as benchmark for other approximations. In Eq. (42), Ai is the Airy function, and $\tau_{\varphi}^{\text{AAK}}$ is the decoherence time of Eq. (6).

For the particular case of classical white Nyquist noise, the noise correlator is given by $T/\nu D\bar{q}^2$, so that the effective noise correlator of Eq. (30) takes the form

$$\frac{1}{\hbar} \langle VV \rangle_{\bar{q}\bar{\omega}}^{\text{eff}} \mapsto \frac{1}{\hbar} \langle VV \rangle_{\bar{q}\bar{\omega}}^{\text{cl}} = \frac{T}{\nu D\bar{q}^2}. \quad (43)$$

Thus, the weighting function in Eq. (35) is frequency independent for classical white Nyquist noise, $\mathcal{W}_{\text{cl}}(\bar{\omega}) = T$, so that the corresponding kernel is an infinitely sharp delta function, $W_{\text{cl}}(t_{34}) = T\delta(t_{34})$. The $\int dt_{34}$ integral in Eq. (39) for $F_1^{\text{cl}}(t)$ is thus easily performed, yielding

$$F_1^{\text{cl}}(t) = c_1 \frac{tT}{g_1(L_t)} = (t/\tau_{\varphi,1})^{3/2}, \quad c_1^{\text{crw}} = \frac{\sqrt{\pi}}{4}, \quad c_1^{\text{urw}} = \frac{4}{3\sqrt{\pi}}, \quad (44)$$

where $\tau_{\varphi,1} = (c_1\sqrt{\gamma_1 T})^{-2/3}$. Depending on whether we average over closed or unrestricted random walks, two different values for the prefactor c_1 are obtained. The decoherence time was obtained by solving $F_1^{\text{cl}}(\tau_{\varphi,1}) = 1$ for $\tau_{\varphi,1}$, which reproduces Eq. (6), with an extra³² c_1 in front of T .

The fact that $\tau_{\varphi,1}^{\text{crw}}$ is somewhat larger than $\tau_{\varphi,1}^{\text{urw}}$ [the relative factor is $(16/3\pi)^{2/3} = 1.423$] can intuitively be understood from Fig. 2: For a given time difference t_{34} , the distance r_{34} between the points r_3 and r_4 is overestimated on average when closed random walks are replaced by unrestricted random walks. Thus, the latter give somewhat too

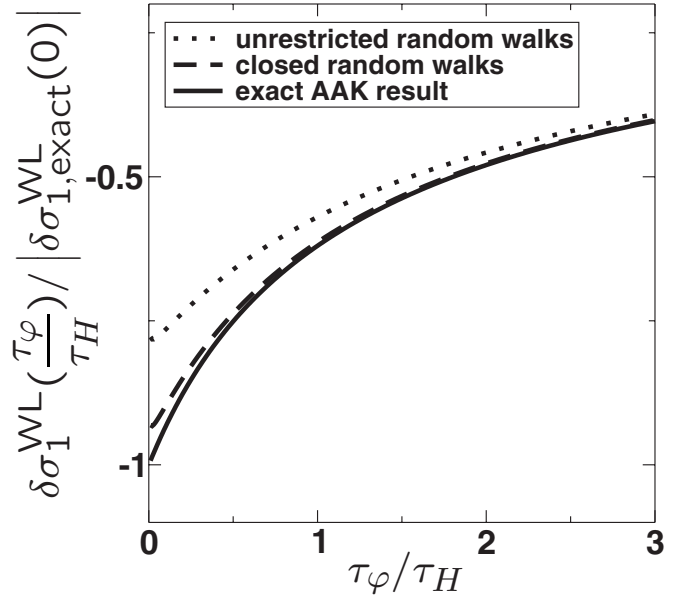


FIG. 3. The magnetoconductivity for a quasi-one-dimensional wire experiencing decoherence by classical white Nyquist noise, as function of $\tau_{\varphi,1}^{\text{AAK}}/\tau_H$, comparing AAK's exact Airy-function result (42) (solid line) against two approximations: the commonly employed average over unrestricted random walks in the path-integral exponent [Eq. (34b)] and the improved version obtained by averaging over closed random walks [Eq. (34a)], resulting in Eq. (44), with c_1^{urw} or c_1^{crw} , respectively. For $\tau_{\varphi}/\tau_H \rightarrow 0$, the result for unrestricted (closed) random walks equals 0.808 (0.964) of the exact value. For $\tau_{\varphi,1}^{\text{AAK}}/\tau_H \gg 1$, all three curves become indistinguishable.

much weight on the effect of long wavelength or small momentum transfers, which dominate the integral in Eq. (38). They, hence, somewhat overestimate the decoherence rate, and consequently underestimate the decoherence time and magnitude of the weak-localization correction to the conductivity (cf. Fig. 3).

The weak-localization contribution to the magnetoconductivity $\delta\sigma_1^{\text{WL}}$ of a quasi-one-dimensional wire can now be obtained by inserting $F_1^{\text{cl}}(t)$ of Eqs. (44) into Eq. (18). Figure 3 compares the results so obtained using c_1^{urw} (dotted line) and c_1^{crw} (dashed line) to AAK's Airy-function result [Eq. (42), solid line]. Firstly and most importantly, all three approaches agree fully in their prediction for τ_{φ} , which acts as the scale on which the magnetoconductivity is suppressed as a function of increasing magnetic field (i.e., increasing $1/\tau_H$). However, the methods differ somewhat in their predictions for the magnetoconductivity $\delta\sigma_1^{\text{WL}}$ at $B=0$, which gives the overall magnitude of the weak-localization effect: Averaging over unrestricted random walks (dotted line) yields only qualitative agreement with the exact Airy-function result, deviating from it by about 20% at $B=0$. In contrast, averaging over closed random walks (dashed line) gives excellent quantitative agreement with the exact result, yielding practically identical results for large and intermediate field strengths, with a maximal deviation of less than 4% in the limit of vanishing magnetic field. It is quite remarkable that such good agreement with an exact result can be obtained by means as elementary as the above.

IV. COOPERON DECAY FOR QUANTUM NOISE WITHOUT PAULI PRINCIPLE

Inspired by the simplicity and elegance of the above treatment of classical noise fields, we shall explore in this section to what extent a quantum bath can be similarly dealt with in a single-particle path-integral picture: Is it possible to identify suitably chosen “effective classical noise” correlators such that the decay function $F(t)$ is again of the form (36), with $\langle VV \rangle_{\bar{q}\bar{\omega}}^{\text{cl}}$ replaced by some suitably chosen effective noise correlator $\langle VV \rangle_{\bar{q}\bar{\omega}}^{\text{eff}}$? The advantage of such a formulation would evidently be (i) that the results are sure to be free of infrared problems and (ii) that the trajectory averages could be performed with the same ease as above.

Of course, we know from the outset that a strategy based on mimicking quantum by classical noise fields can never be exact or complete, because the correlator $\langle \hat{V}\hat{V} \rangle_{\bar{q}\bar{\omega}}$ of a quantum noise field differs from that of a classical noise field in an elementary but fundamental way: In contrast to $\langle VV \rangle_{\bar{q}\bar{\omega}}^{\text{cl}}$, which is symmetric in frequency, $\langle \hat{V}\hat{V} \rangle_{\bar{q}\bar{\omega}}$ is *asymmetric* in frequency, reflecting the asymmetry between energy absorption from ($\bar{\omega} < 0$) and emission into ($\bar{\omega} > 0$) the bath, $\bar{\omega}$ being the change in bath energy. In particular, the asymmetry manifests itself in the possibility of spontaneous emission events which are possible even at $T=0$, and hence, strongly affect the low-temperature behavior. Nevertheless, we shall see that when the effective action is evaluated along time-reversed paths as needed to describe the decay of the Cooperon, it is again governed by a noise correlator symmetric in frequency, so that this decay *can* be described by a suitably chosen effective classical noise field.

A. Definition of quantum noise correlators

We begin by recalling that for a free bosonic quantum field $\hat{V}_j \equiv \hat{V}(r_j, t_j)$, the two correlation functions

$$-i\hbar \tilde{\mathcal{L}}_{ij}^> = \langle \hat{V}_i \hat{V}_j \rangle, \quad -i\hbar \tilde{\mathcal{L}}_{ij}^< = \langle \hat{V}_j \hat{V}_i \rangle \quad (45)$$

are not equal (as would be the case for a classical field), but are related, after Fourier transforming, by the detailed-balance relation $\tilde{\mathcal{L}}_{\bar{q}}^<(\bar{\omega}) = e^{-\beta\bar{\omega}} \tilde{\mathcal{L}}_{\bar{q}}^>(\bar{\omega})$. This implies that the symmetrized and antisymmetric correlators, or, equivalently, the Keldysh, retarded and advanced correlators,

$$-i\hbar \tilde{\mathcal{L}}_{ij}^K = \langle \{\hat{V}_i, \hat{V}_j\} \rangle, \quad (46a)$$

$$-i\hbar \tilde{\mathcal{L}}_{ij}^{R/A} = \pm \theta(\pm t_{ij}) \langle [\hat{V}_i, \hat{V}_j] \rangle, \quad (46b)$$

are related by the fluctuation-dissipation theorem,

$$-\frac{1}{2}i\tilde{\mathcal{L}}_{\bar{q}}^K(\bar{\omega}) = \text{Im} \tilde{\mathcal{L}}_{\bar{q}}^R(\bar{\omega}) \coth \left[\frac{\bar{\omega}}{2T} \right] \quad (47a)$$

$$= \text{Im} \tilde{\mathcal{L}}_{\bar{q}}^R(|\bar{\omega}|) [2n(|\bar{\omega}|) + 1], \quad (47b)$$

where $\text{Im} \tilde{\mathcal{L}}_{\bar{q}}^R(\bar{\omega}) = \frac{1}{2\hbar} \langle [\hat{V}, \hat{V}] \rangle_{\bar{q}\bar{\omega}}$ is an odd function of $\bar{\omega}$. For example, the noise generated by the standard screened Cou-

lomb interaction, namely, quantum Nyquist noise (which we shall focus on for the remainder of this paper), can be described by taking

$$\text{Im} \tilde{\mathcal{L}}_{\bar{q}}^R(\bar{\omega}) = \frac{\bar{\omega}}{2\nu D \bar{q}^2} \quad (48)$$

(see, e.g., Ref. 15 or 24). Using the above relations, the quantum noise correlator can be written as

$$\frac{1}{\hbar} \langle \hat{V}\hat{V} \rangle_{\bar{q}\bar{\omega}} = \text{Im} \tilde{\mathcal{L}}_{\bar{q}}^R(|\bar{\omega}|) [2n(|\bar{\omega}|) + 2\theta(\bar{\omega})]. \quad (49)$$

In Eq. (49), the contribution of $n(|\bar{\omega}|)$ dominates at frequency transfers smaller than the temperature, for which the number of activated quanta is large ($n \gg 1$). The additional step function $\theta(\bar{\omega})$, responsible for the asymmetry of $\langle \hat{V}\hat{V} \rangle_{\bar{q}\bar{\omega}}$, contributes even if the bath is at zero temperature ($n=0$), and hence, is sometimes said to reflect zero-point fluctuations of the bath. It describes the possibility of spontaneous emission of energy by the electron into the bath, enabling excited electrons to relax to states of lower energy. Of course, in a many-body situation, the rates for such relaxation processes will also contain Fermi functions that Pauli block them if no empty final states are available. However, we shall defer a detailed discussion of Pauli blocking to Sec. V and completely ignore it in the present section, which thus applies only to situations for which Pauli restrictions are irrelevant. The latter would include a purely single-particle problem or, for a many-body degenerate Fermi gas, an electron that is very highly excited above the Fermi surface, with plenty of empty states below to decay into.

B. Averaging over quantum noise

It is known³⁶ that the effects of a quantum noise field $\hat{V}(r, t)$ on a quantum particle can be described in terms of classical (c number) fields by proceeding as follows: one considers a path integral with a Keldysh forward-backward contour, and includes the noise via phase factors $\exp(-i \int dx_j dt_j V_{jF}/\hbar)$ (as part of $e^{iS_F/\hbar}$) and $\exp(i \int dx_j dt_j V_{jB}/\hbar)$ (as part of $e^{-iS_B/\hbar}$) that contain two *different* fields, $V_{jF} = V_F(r_j, t_j)$ and $V_{jB} = V_B(r_j, t_j)$, on the forward and backward contours, respectively. (In the case of classical noise, the Keldysh fields are equal, $V_F = V_B = V$.) The classical field correlators are related to the quantum noise field correlators $\langle \hat{V}_i \hat{V}_j \rangle$ of Eqs. (45) by time ordering along the Keldysh contour:

$$\langle V_{iF} V_{jF} \rangle \equiv \langle \hat{T} \hat{V}_i \hat{V}_j \rangle = -\frac{\hbar}{2} i (\tilde{\mathcal{L}}^K + \tilde{\mathcal{L}}^R + \tilde{\mathcal{L}}^A)_{ij}, \quad (50a)$$

$$\langle V_{iB} V_{jB} \rangle \equiv \langle \tilde{\hat{T}} \hat{V}_i \hat{V}_j \rangle = -\frac{\hbar}{2} i (\tilde{\mathcal{L}}^K - \tilde{\mathcal{L}}^R - \tilde{\mathcal{L}}^A)_{ij}, \quad (50b)$$

$$\langle V_{iB} V_{jF} \rangle \equiv \langle \hat{V}_i \hat{V}_j \rangle = -\frac{\hbar}{2} i (\tilde{\mathcal{L}}^K + \tilde{\mathcal{L}}^R - \tilde{\mathcal{L}}^A)_{ij}, \quad (50c)$$

$$\langle V_{iF} V_{jB} \rangle \equiv \langle \hat{V}_j \hat{V}_i \rangle = -\frac{\hbar}{2} i (\tilde{\mathcal{L}}^K - \tilde{\mathcal{L}}^R + \tilde{\mathcal{L}}^A)_{ij}. \quad (50d)$$

The first set of relations in Eqs. (50) follows from comparing the expansions generated when expanding the factors $\exp(-i \int dx_j dt_j V_{jF} / \hbar)$ occurring in a time-ordered path integral for the forward path, and $\exp(i \int dx_j dt_j V_{jB} / \hbar)$ occurring in a backward path, with the corresponding expansions of the quantum time evolution operators $\hat{U}_F = \hat{T} \exp(-i \int dx_j dt_j \hat{V}_j / \hbar)$ and $\hat{U}_B = \hat{T} \exp(i \int dx_j dt_j \hat{V}_j / \hbar)$ occurring in Keldysh perturbation theory, respectively. The second set of relations in Eqs. (50) is simply the standard identities, following the definitions (46) of $\tilde{\mathcal{L}}_{ij}^{K,R,A}$.

The effective action for a *single*-particle subject to such *quantum noise* (sqn), to be denoted by $S_{\text{eff}}^{\text{sqn}}$, is obtained similar to that for Eq. (22): we now have to perform a Gaussian average over V_F and V_B , again with the action $i(S_F - S_B)$ of Eq. (21) in the exponent, but now with $V_{ja} \equiv V_a(r^a(t_j), t_j)$, i.e., both the paths $r^a(t)$ and the fields V_a differ on the forward and backward contours. The result for $S_{\text{eff}}^{\text{sqn}}$ again has the form of Eqs. (23), but now $\langle V_a V_{a'} \rangle_{\bar{q}\bar{\omega}}$ stands for the Fourier transform of the quantum correlators of Eqs. (50). In fact, $e^{-S_{\text{eff}}^{\text{sqn}}/\hbar}$ is nothing but the Feynman-Vernon influence functional for a single particle interacting with a quantum bath. Note that in contrast to the effective action for classical noise, $S_{\text{eff}}^{\text{sqn}}$ is, in general, complex, since the correlators $\langle V_{ia} V_{ja'} \rangle$ are all complex (because $-i\tilde{\mathcal{L}}_{ij}^K$, $\tilde{\mathcal{L}}_{ij}^R$, and $\tilde{\mathcal{L}}_{ij}^A$ are by construction purely real).

C. Quantum noise spectrum without Pauli principle

To describe the effect of quantum noise on the Cooperon, the influence functional $e^{-S_{\text{eff}}^{\text{sqn}}/\hbar}$ has to be averaged over all time-reversed pairs of closed random walks. This can be done in the same way as in Sec. III C. The result for $F_d^{\text{sqn}}(t) \equiv \frac{1}{\hbar} \langle S_{\text{eff}}^{\text{sqn}} \rangle_{\text{rw}}$ has the same form as Eq. (30),

$$F_d^{\text{sqn}}(t) = \frac{1}{\hbar^2} \int_{-t/2}^{t/2} dt_3 \int_{-t/2}^{t/2} dt_4 \int (d\bar{q}) \int (d\bar{\omega}) \times e^{-i\bar{\omega}t_{34}} \langle VV \rangle_{\bar{q}\bar{\omega}}^{\text{sqn}} \delta\bar{P}(\bar{q}; \tau_{34}, \tilde{\tau}_{34}), \quad (51)$$

where the effective noise correlator in Eq. (30) now takes the form [obtained from Eqs. (31) and (50)]

$$\langle VV \rangle_{\bar{q}\bar{\omega}}^{\text{eff}} \mapsto \langle VV \rangle_{\bar{q}\bar{\omega}}^{\text{sqn}} = -\frac{\hbar}{2} i \tilde{\mathcal{L}}_{\bar{q}\bar{\omega}}^K = \frac{1}{2} \langle \{ \hat{V}, \hat{V} \} \rangle_{\bar{q}\bar{\omega}}. \quad (52a)$$

For the case of quantum Nyquist noise [Eq. (48)], $\frac{1}{\hbar} \langle VV \rangle_{\bar{q}\bar{\omega}}^{\text{sqn}}$ can be written in the factorized form $\mathcal{W}_{\text{sqn}} / \nu D \bar{q}^2$ of Eq. (35), the corresponding spectrum being

$$\mathcal{W}_{\text{sqn}}(\bar{\omega}) = \frac{1}{2} |\bar{\omega}| [2n(|\bar{\omega}|) + 1]. \quad (52b)$$

Just as for classical noise, this effective noise spectrum is symmetric in $\bar{\omega}$ and \bar{q} and real [following Eq. (47b)], which implies that $F_d^{\text{sqn}}(t)$ is purely real. In other words, the imaginary part of the effective action $S_{\text{eff}}^{\text{sqn}}$ vanishes upon averaging

over time-reversed paths; the reason is that (the Fourier transforms of) the purely imaginary $\mp \frac{1}{2} i (\tilde{\mathcal{L}}^R + \tilde{\mathcal{L}}^A)$ contributions from Eqs. (50a) and (50b) cancel each other when inserted into Eq. (31), as do the contributions $\mp \frac{1}{2} i (\tilde{\mathcal{L}}^R - \tilde{\mathcal{L}}^A)$ from Eqs. (50c) and (50d).

The fact that $\langle S_{\text{eff}}^{\text{sqn}} \rangle_{\text{crw}}$ is purely real along time-reversed paths has the following useful implication: for the particular purpose of calculating the Cooperon decay, it is possible to mimic the effect of a quantum-mechanical environment by a purely classical noise field, if we so wish, provided its noise correlator is postulated to be given precisely by $\langle VV \rangle_{\bar{q}\bar{\omega}}^{\text{sqn}}$ of Eqs. (52a) and (52b), i.e., the symmetrized version of the asymmetric quantum noise correlator (49). This can be verified by rewriting the effective action in terms of even and odd combinations of $V_{F/B}$, namely,

$$V_{+j} = \frac{1}{2} (V_{Fj} + V_{Bj}), \quad V_{-j} = V_{Fj} - V_{Bj}. \quad (53)$$

It is then readily found that the decay of the Cooperon is governed only by the even field V_{+j} ; indeed, since their correlators are given by

$$\begin{pmatrix} \langle V_{+i} V_{+j} \rangle & \langle V_{+i} V_{-j} \rangle \\ \langle V_{-i} V_{+j} \rangle & \langle V_{-i} V_{-j} \rangle \end{pmatrix} = -i\hbar \begin{pmatrix} \frac{1}{2} \tilde{\mathcal{L}}_{ij}^K & \tilde{\mathcal{L}}_{ij}^R \\ \tilde{\mathcal{L}}_{ij}^A & 0 \end{pmatrix}, \quad (54)$$

we see that the symmetrized noise correlator $\langle VV \rangle_{\bar{q}\bar{\omega}}^{\text{sqn}}$ governing the Cooperon decay function $F_d^{\text{sqn}}(t)$ is equal to the correlator $\langle V_{+} V_{+} \rangle_{\bar{q}\bar{\omega}}$ of the even field V_{+j} , whereas the correlators $\langle V_{\pm} V_{\mp} \rangle_{\bar{q}\bar{\omega}}$ involving the odd field play no role in determining $F_d^{\text{sqn}}(t)$.

D. Effect of spontaneous emission

It is instructive to analyze the differences between the classical spectrum $\mathcal{W}_{\text{cl}}(\bar{\omega}) = T$ and the quantum case $\mathcal{W}_{\text{sqn}}(\bar{\omega})$ of Eq. (52b). Since both are symmetric in $\bar{\omega}$, the main qualitative difference between them is the presence in the quantum case of *spontaneous emission*, leading to an extra contribution that does not vanish at zero temperature. Although spontaneous emission only enhances the scattering rate for transitions downward in energy, the preceding analysis shows that the asymmetric quantum noise spectrum may just as well be replaced by its symmetrized version [see Eq. (52b)]. Physically, this is possible because both the upward and downward transitions are equally effective in contributing to decoherence (if they are allowed), and thus, it is only their sum that matters for the decoherence rate. Schematically, we have

$$\Gamma_{\varphi} = \frac{1}{2} (\Gamma_{\uparrow} + \Gamma_{\downarrow}) \propto \frac{1}{2} (n + (n + 1)) = \frac{1}{2} \left(\left[n + \frac{1}{2} \right] + \left[n + \frac{1}{2} \right] \right), \quad (55)$$

where $n = n(|\bar{\omega}|)$ is the Bose occupation number for the frequency transfer $\bar{\omega}$ under consideration.

This procedure is possible for a single, excited electron without Fermi sea or, in a many-body situation, for an electron so highly excited above the Fermi sea that Pauli restric-

tions on the available final states are negligible. In such a case, spontaneous emission processes evidently persist down to zero temperature and will, thus, cause the decoherence rate to remain finite even at $T=0$ (see also Ref. 21). Indeed, this can be seen explicitly from Eq. (41) for $F_{d,urw}^{sqn}(t)$: replacing $\mathcal{W}_{eff}(\bar{\omega})$ therein by the single-particle quantum noise spectrum at zero temperature, $\mathcal{W}_{sqn}^{(T=0)}(\bar{\omega}) = \frac{1}{2}|\bar{\omega}|$, and introducing an upper cutoff $\int_0^{\bar{\omega}_u} d\bar{\omega}$ to regularize the ultraviolet divergence that then arises, one readily finds that $F_{d,urw}^{sqn(T=0)}(t) = \frac{1}{d} p_d \bar{\omega}_u^{d/2} t$, implying a finite decoherence rate at zero temperature:

$$\gamma_{\varphi,d}^{sqn(T=0)} = \frac{1}{d} p_d \bar{\omega}_u^{d/2}. \quad (56)$$

V. DECOHERENCE AND THE PAULI PRINCIPLE

The scenario discussed at the end of the previous section will, of course, change as soon as Pauli blocking becomes relevant: consider a many-body situation and a noise mode whose frequency $\bar{\omega}$ is much larger than both the temperature *and* the excitation energy of the propagating electron. In such a case, we expect that spontaneous emission really *would* be severely inhibited by the lack of available final states. The present section is devoted to offering a heuristic understanding of these effects. (Previous, more formal, approaches^{9,24} for dealing with Pauli blocking effects in a functional integral context are briefly reviewed in Sec. VII.) Remarkably, we shall find that the decay of the Cooperon can again be described by a classical field with a symmetrical noise spectrum, but now containing an extra term to describe Pauli blocking that turns out to block spontaneous emission. Putting it differently, the Pauli blocking term counteracts the effects of the vacuum fluctuations of the environment.

A. Early attempts to include the Pauli principle in path-integral calculations of decoherence

The importance of Pauli blocking was recognized early on in the theory of decoherence in weak localization.²⁶ The simplest heuristic strategy to cope with this problem seems to be to derive the classical spectrum by applying the classical fluctuation-dissipation theorem (FDT) to the linear response correlator. The result is equivalent to replacing the $[n(|\bar{\omega}|) + 1]$ in Eqs. (52a) and (52b) by its low-frequency limit $T/|\bar{\omega}|$. This approach works well for the case of Johnson-Nyquist noise,²⁶ which has a relatively large weight at low frequencies, so that these dominate anyway. Note, though, that more care has to be exercised for super-Ohmic baths, such as phonons.

The question of how to include the Pauli principle has received surprisingly little attention in the early decoherence literature. The most concrete suggestion was due to Chakravarty and Schmid.^{6,44} For unexplained “general reasons,” i.e., probably in view of the perturbation-theoretic treatments,²⁹ they proposed the following replacement as a

way of incorporating the Pauli principle for the decoherence of thermally distributed electrons:

$$2n(|\bar{\omega}|) + 1 \mapsto 2n(|\bar{\omega}|) + 2f(|\bar{\omega}|),$$

$$\coth\left[\frac{|\bar{\omega}|}{2T}\right] \mapsto \coth\left[\frac{|\bar{\omega}|}{2T}\right] - \tanh\left[\frac{|\bar{\omega}|}{2T}\right] = \frac{2}{\sinh\left[\frac{|\bar{\omega}|}{T}\right]}. \quad (57)$$

At low frequencies, $|\bar{\omega}| \ll T$, this yields the same factor $T/|\bar{\omega}|$ as the application of the classical FDT; moreover, it also provides an exponential cutoff at energy transfers $\bar{\omega}$ larger than the temperature, thereby accounting for the absence of thermally excited bath modes at these high frequencies. The fact that Eqs. (57) do *not* include spontaneous emission at all (and actually vanishes at $T=0$) is of no concern if we consider the decoherence of an electron picked from a thermal distribution, i.e., within T of the Fermi energy, for which spontaneous emission would have been Pauli blocked anyway. However, the absence of spontaneous emission *would* be a concern when describing highly excited, nonthermal electrons, which, for a zero-temperature bath, would incorrectly be predicted not to relax at all. In other words, what is missing in Eqs. (57) is any reference to the energy ε of the propagating electron.

In the following sections, we shall reanalyze these issues, but will take care to include Pauli blocking throughout. Our conclusions turn out to qualitatively confirm the heuristic rule (57) for thermal electrons, but are quantitatively more precise, and will also show how it should be generalized to deal with highly excited, nonthermal ones.

B. Electron and hole decay rates

In order to gain intuition about the effects of the Pauli principle, we shall first discuss the perturbative calculation of “golden rule” decoherence rates. Although this is only a first-order calculation in the interaction, the result is expected to be revealing nevertheless, since we know from Eq. (2a) for $F(t)$ that the decay function is needed only to linear order in the interaction, too.

Consider a degenerate system of fermions under the influence of a fluctuating environment that leads to transitions between the single-particle levels. The environment (e.g., a bath of harmonic oscillators) is described by a fluctuating potential \hat{V} that couples to the fermions via some single-particle operator, and the correlator $\langle \hat{V}\hat{V} \rangle_{\bar{\omega}}$ will determine the decoherence rate. For brevity of notation, we do not consider a spatial dependence, $\hat{V}(r,t) \rightarrow \hat{V}(t)$, and we shall assume the single-particle operator to connect any two levels with equal matrix element (which is set to unity in the following). The generalization to arbitrary coupling is straightforward. The golden rule decay rate for an electron in level λ to be scattered into any other level is given by (Fig. 4)

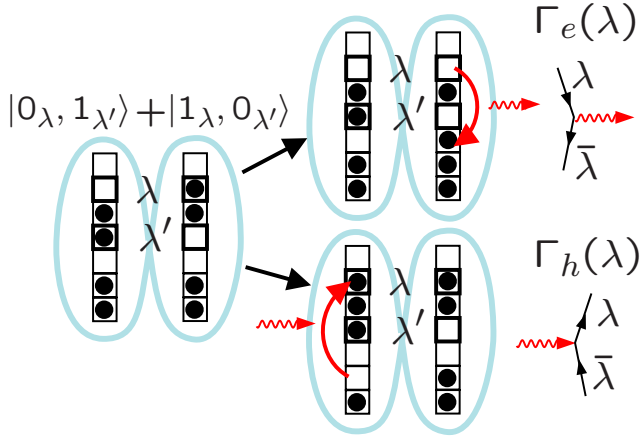


FIG. 4. (Color online) Sketch of two many-particle states forming a coherent superposition, and two possible scattering processes contributing to $\Gamma_e(\lambda)$ and $\Gamma_h(\lambda)$, by emission and absorption, respectively.

$$\begin{aligned} \Gamma_e(\lambda) &= \frac{2\pi}{\hbar} \int_{-\infty}^{\infty} (d\bar{\omega}) \langle \hat{V} \hat{V} \rangle_{\bar{\omega}} [1 - f(\varepsilon_\lambda - \bar{\omega})] D(\varepsilon_\lambda - \bar{\omega}) \\ &= \int_0^{\infty} (d\bar{\omega}) 2 \operatorname{Im} \bar{\mathcal{L}}^R(\bar{\omega}) \{ [1 + n(\bar{\omega})] [1 - f(\varepsilon_\lambda - \bar{\omega})] \\ &\quad \times D(\varepsilon_\lambda - \bar{\omega}) + n(\bar{\omega}) [1 - f(\varepsilon_\lambda + \bar{\omega})] D(\varepsilon_\lambda + \bar{\omega}) \}, \end{aligned} \quad (58)$$

where $D(\varepsilon)$ is the density of single-particle levels. In the second equality, the first and second terms describe emission and absorption processes, whereby the electron in the level λ is scattered to a lower- or higher-lying empty level, respectively. At $T=0$ where $n(\bar{\omega})=0$, the only surviving process is spontaneous emission, and if ε_λ approaches the Fermi energy, $\varepsilon_\lambda \rightarrow 0$, this process is suppressed, too, by the Fermi function $[1 - f(-\bar{\omega})]$.

Below, we shall also need the rate for an initially empty state λ to be filled, i.e., the decay rate of a hole, given by

$$\begin{aligned} \Gamma_h(\lambda) &= \frac{2\pi}{\hbar} \int_{-\infty}^{\infty} (d\bar{\omega}) \langle \hat{V} \hat{V} \rangle_{\bar{\omega}} f(\varepsilon_\lambda + \bar{\omega}) D(\varepsilon_\lambda + \bar{\omega}) \\ &= \int_0^{\infty} (d\bar{\omega}) 2 \operatorname{Im} \bar{\mathcal{L}}^R(\bar{\omega}) \{ [1 + n(\bar{\omega})] f(\varepsilon_\lambda + \bar{\omega}) D(\varepsilon_\lambda + \bar{\omega}) \\ &\quad + n(\bar{\omega}) f(\varepsilon_\lambda - \bar{\omega}) D(\varepsilon_\lambda - \bar{\omega}) \}. \end{aligned} \quad (59)$$

In the second equality, the first and second terms describe emission and absorption processes, whereby an electron from a higher- or lower-lying level is scattered into the empty hole level λ , respectively. Again we see that at $T=0$, only spontaneous emission is possible, and if $\varepsilon_\lambda \rightarrow 0$, this process is suppressed, too.

C. Golden rule decay rates for coherent superpositions

In order to calculate the decoherence rate, we have to consider a somewhat more complicated situation. Suppose

we are interested in the linear response of the system to some perturbation (as is the case for the conductivity calculation in the weak-localization problem). If the perturbation scatters an electron from level λ to level λ' , then the resulting state is of the form $(1 + \epsilon \psi_\lambda^\dagger, \psi_\lambda) |\Phi\rangle$, where $\epsilon \ll 1$ is small. Contributions of this type can occur if $|\Phi\rangle$ has one electron in λ but none in λ' ; apart from this restriction, $|\Phi\rangle$ is some Slater determinant with arbitrary distribution of fermions over the other single-particle levels, and we will perform a thermal average over such states in the end. Effectively, we have thus created a coherent superposition of two many-particle states, which, for brevity, we shall call $|1_\lambda, 0_{\lambda'}\rangle + \epsilon |0_\lambda, 1_{\lambda'}\rangle$. These are formed from an initial state with unoccupied λ and λ' by inserting a single extra particle into a coherent superposition $c_\lambda^\dagger + \epsilon c_{\lambda'}^\dagger$ of these two levels (Fig. 4). Our task is to calculate the decay rate of this coherent superposition, which under appropriate assumptions (discussed below) corresponds to the ‘‘decoherence rate.’’ Although we shall eventually need only the case $\varepsilon_\lambda = \varepsilon_{\lambda'}$ (see Ref. 37), we shall, for clarity, distinguish the indices λ and λ' throughout this section.

The coherent superposition will be destroyed by any process that leads to a decay of one or the other many-particle state. This includes not only an electron leaving λ or λ' , but also an electron entering the respective unoccupied state (λ' or λ). The total decay rate for the coherent superposition, therefore, is the sum of four contributions (after thermal averaging over the electron distribution):

$$\Gamma_\varphi(\lambda, \lambda') = \frac{1}{2} [\Gamma_e(\lambda) + \Gamma_h(\lambda') + \Gamma_e(\lambda') + \Gamma_h(\lambda)]. \quad (60)$$

The first two terms give the decay rate for the state $|1_\lambda, 0_{\lambda'}\rangle$, while the latter two refer to $|0_\lambda, 1_{\lambda'}\rangle$. The factor $\frac{1}{2}$ comes about because decoherence is due to the decay of wave functions rather than populations (the same is seen in usual master equation formulations of decoherence of systems with a discrete Hilbert space).

In writing down Eq. (60), we have assumed that all of the decay processes lead to decoherence. However, one may think of situations where Eq. (60) would overestimate the decoherence rate: for example, an electron traveling two different paths may scatter a phonon on both of these paths (similar to decay processes making the electron leave λ and λ'). However, the interference is destroyed only if the wavelength of the phonon is sufficiently short to be able to distinguish the two paths from each other, since otherwise the information about the path of the electron is not revealed in the scattering process. In fact, disregarding this possibility amounts to neglecting vertex corrections in the diagrammatic calculation. Whether such an approximation is justified depends (among other things) on the operator whose expectation value is to be calculated in the end. This operator should connect the two states $|1_\lambda, 0_{\lambda'}\rangle$ and $|0_\lambda, 1_{\lambda'}\rangle$ in order to be sensitive to the coherence of the state. It is necessary to specify this operator for each particular microscopic model, as well as the operator of the initial perturbation and the details of the system-bath coupling. However, such details are not important in the present section, since our aim here is

merely to display the simple generic features of the golden rule decoherence rate in a fermion system.

It is illuminating to relate the calculation presented above to the decay of the single-particle retarded Green's function, $G_\lambda^R(t)$, which appears in diagrammatic calculations. According to the definition of G_λ^R , we have to consider the decay of the following overlaps:

$$\begin{aligned} i\hbar G_\lambda^R(t) &\equiv \theta(t) \langle \{\hat{\psi}_\lambda(t), \hat{\psi}_\lambda^\dagger(0)\} \rangle \\ &= \theta(t) [\langle \hat{\psi}_\lambda^\dagger \hat{U}(t) \Phi_0 | \hat{U}(t) \hat{\psi}_\lambda^\dagger \Phi_0 \rangle \\ &\quad + \langle \hat{U}(t) \hat{\psi}_\lambda \Phi_0 | \hat{\psi}_\lambda \hat{U}(t) \Phi_0 \rangle], \end{aligned} \quad (61)$$

where $|\Phi_0\rangle$ denotes the ground state at $T=0$ (or some state over which a thermal average is to be performed). Here, $\hat{U}(t)$ is the full time evolution operator, including the coupling to the environment. The first overlap can decay by two processes: either the ket state changes during the time t by the particle leaving the initial level λ , or the bra state changes by a particle entering λ (before the time t). Thus, the decay rate for the first term is

$$\begin{aligned} \Gamma_e(\lambda) + \Gamma_h(\lambda) &= \frac{2\pi}{\hbar} \int_{-\infty}^{\infty} (d\bar{\omega}) \text{Im} \bar{\mathcal{L}}^R(\bar{\omega}) \left[\coth\left(\frac{\bar{\omega}}{2T}\right) \right. \\ &\quad \left. + \tanh\left(\frac{\varepsilon_\lambda - \bar{\omega}}{2T}\right) \right] D(\varepsilon_\lambda - \bar{\omega}). \end{aligned} \quad (62)$$

By a similar reasoning, the decay rate for the second term of Eq. (61) is given by the same expression. Note, in particular, that a combination “coth+tanh” arises in Eq. (62); this combination is well known from diagrammatic calculations of the decoherence rate in weak localization (see, e.g., Ref. 29). At large positive energy transfers $\bar{\omega} \gg \varepsilon_\lambda, T$ (emission of energy into the environment), this factor vanishes due to the Pauli blocking of final states. Likewise, large negative energy transfers (absorption of energy) are also forbidden, because the environment does not contain thermal quanta needed for that process.

Likewise, the decay rate of $G_\lambda^A(t)$ is found to be $\Gamma_e(\lambda') + \Gamma_h(\lambda')$. Thus (in the absence of vertex corrections), the decay rate for $G_\lambda^R G_\lambda^A$, coincides with the total decoherence rate $\Gamma_\varphi(\lambda, \lambda')$ of Eq. (60), as expected. For the purpose of calculating the decoherence rate, for which we need the long-time behavior of the Cooperon $\tilde{C}(0, t)$ for $Tt \gg 1$, it suffices to take the electron and hole energies equal,³⁷ $\varepsilon_\lambda = \varepsilon_{\lambda'}$, which will be done henceforth.

In a related context, an explicit (nondiagrammatic) calculation of the decoherence rate has been performed for a fermionic ballistic Mach-Zehnder interferometer. This calculation is devoid of the complications introduced by impurity averaging, but displays all the features regarding the Pauli principle which have been discussed here.⁴⁵

D. Pauli-blocked noise correlator $\langle \hat{V}\hat{V} \rangle_{q\bar{\omega}}^{\text{pp}}$

The discussion of decoherence and weak localization in Sec. III had been purposefully restricted to situations where

the Pauli principle played no role; in a many-body situation, this corresponds, e.g., to a highly excited electron state, with ε_λ so large that $f(\varepsilon_\lambda \pm \bar{\omega})=0$. Taking the density of states $D(\varepsilon)$ to be constant henceforth, we then note from Eqs. (58) and (59) that for $f=0$, the decoherence rate calculated in the previous section indeed depends on the symmetrized correlator only,

$$\Gamma_e(\lambda) + \Gamma_h(\lambda) \propto \int_{-\infty}^{\infty} (d\bar{\omega}) \frac{1}{2} \langle \{\hat{V}, \hat{V}\} \rangle_{\bar{\omega}}, \quad (63)$$

in agreement with the conclusion of Eqs. (51), (52a), and (52b).

Moreover, we observe from Eqs. (58) and (59) that in the present context, “switching on” the Pauli principle (i.e., permitting $f \neq 0$) amounts to replacing $\frac{1}{2} \langle \{\hat{V}, \hat{V}\} \rangle_{\bar{\omega}}$ in Eq. (63) by

$$\frac{1}{2} \langle \{\hat{V}, \hat{V}\} \rangle_{\bar{\omega}} + [f(\varepsilon_\lambda + \bar{\omega}) - f(\varepsilon_\lambda - \bar{\omega})] \frac{1}{2} \langle [\hat{V}, \hat{V}] \rangle_{\bar{\omega}}. \quad (64)$$

This yields a “Pauli-blocked” noise spectrum [compared to Eqs. (52a) and (52b)], which is, however, still symmetric and non-negative.

Now, since the decay functions $F(t)$ discussed in earlier sections and the golden rule analysis presented above are both linear in the interaction propagator, the lessons learnt from the golden rule about Pauli blocking should be directly relevant for $F(t)$, too. Thus, we formulate the following hypothesis: if the first-order correction to the Cooperon \tilde{C}^1 was calculated by a proper many-body technique, the result for $F(t) = -\tilde{C}^1(0, t) / \tilde{C}^0(0, t)$ will have the same form as Eq. (51),

$$\begin{aligned} F_d^{\text{pp}}(t) &= \frac{1}{\hbar^2} \int_{-t/2}^{t/2} dt_3 \int_{-t/2}^{t/2} dt_4 \int (d\bar{q}) \int (d\bar{\omega}) \\ &\quad \times e^{-i\bar{\omega}t_{34}} \langle VV \rangle_{q\bar{\omega}}^{\text{pp}} \delta\bar{P}(\bar{q}; \tau_{34}, \tilde{\tau}_{34}), \end{aligned} \quad (65)$$

except that the effective noise spectral function now has the following form, modified by the Pauli principle (pp):

$$\begin{aligned} \langle VV \rangle_{q\bar{\omega}}^{\text{eff}} &\mapsto \langle VV \rangle_{q\bar{\omega}}^{\text{pp}} \\ &= \frac{1}{2} \langle \{V, V\} \rangle_{q\bar{\omega}} + [f(\varepsilon + \bar{\omega}) - f(\varepsilon - \bar{\omega})] \frac{1}{2} \langle [\hat{V}, \hat{V}] \rangle_{q\bar{\omega}} \end{aligned} \quad (66a)$$

$$= \hbar \text{Im} \bar{\mathcal{L}}_q^R(\bar{\omega}) \left\{ \coth\left[\frac{\bar{\omega}}{2T}\right] + \frac{1}{2}(\text{th}_- - \text{th}_+) \right\}. \quad (66b)$$

Here, ε is the initial energy with which an electron starts off on its diffusive trajectory, and $\text{th}_\pm \equiv \tanh[(\varepsilon \pm \bar{\omega})/2T]$. The combination coth+tanh arising in Eq. (66b) is well known from diagrammatic calculations of the decoherence rate in weak localization (see, e.g., Ref. 29).

For the case of quantum Nyquist noise [Eq. (48)], $\frac{1}{\hbar} \langle VV \rangle_{q\bar{\omega}}^{\text{pp}}$ can be written in the factorized form $\mathcal{W}_{\text{pp}}(\bar{\omega}) / \nu D \bar{q}^2$ of Eq. (35), with a corresponding Pauli-principle-modified spectrum,

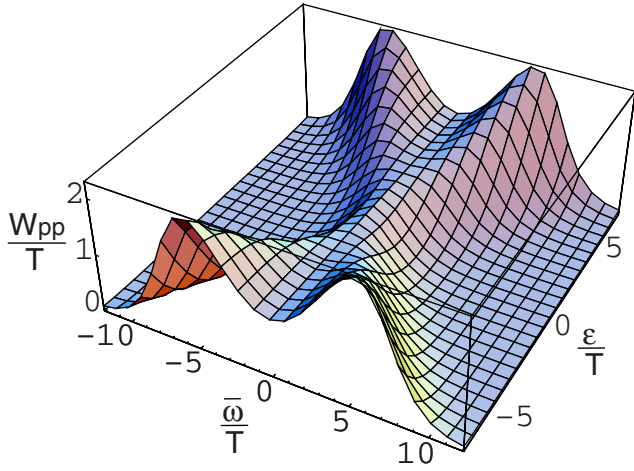


FIG. 5. (Color online) The spectrum $\mathcal{W}_{\text{pp}}(\bar{\omega})$ of Eq. (67) as a function of frequency and electron energy. It has the properties $\mathcal{W}_{\text{pp}}(0)=1$ and $\mathcal{W}_{\text{pp}} \rightarrow 0$ for $\bar{\omega} \gg \max\{T, \varepsilon\}$, and in the limit $T \rightarrow 0$, behaves as $\frac{1}{2}|\bar{\omega}|\theta(|\varepsilon| - |\bar{\omega}|)$.

$$\mathcal{W}_{\text{pp}}(\bar{\omega}) = \frac{|\bar{\omega}|}{2} \{2n(|\bar{\omega}|) + 1 + f(\varepsilon + |\bar{\omega}|) - f(\varepsilon - |\bar{\omega}|)\}, \quad (67)$$

shown in Fig. 5. It has the very important property that it cuts off the contribution of all frequencies $|\bar{\omega}| \geq \max\{T, \varepsilon\}$. In particular, for an electron at the Fermi surface ($\varepsilon=0$), the factor in curly brackets reduces to the combination $2n(|\bar{\omega}|) + 2f(|\bar{\omega}|)$ anticipated by Chakravarty and Schmid [Eq. (57)], cutting off all frequencies $|\bar{\omega}| \geq T$. At $T=0$, the spectrum $\mathcal{W}_{\text{pp}}(\bar{\omega})$ reduces to $\frac{1}{2}|\bar{\omega}|\theta(|\varepsilon| - |\bar{\omega}|)$. Moreover, at $\varepsilon=0$ and $T=0$, it yields $\{0+1+0-1\}=0$, i.e., *the new Pauli terms precisely cancel the spontaneous emission term* discussed in Sec. IV D, as announced at the beginning of Sec. V. Thus, this spectrum can be expected to lead to a decoherence rate that *vanishes* for sufficiently small temperatures. We shall see below that this is indeed the case.

As a matter of fact, this modification should remain valid for arbitrary nonequilibrium electron distributions $f(\varepsilon)$, provided the distribution does not depend on time or position (remaining constant on the scales set by τ_φ and L_φ). This can be inferred both from our general heuristic derivation given here, and from inspection of the diagrammatic derivation given in Paper II (the Keldysh Green's function still retains the same form, with a modified distribution f). This opens the interesting possibility of discussing dephasing in situations where a nonequilibrium distribution has been generated (for example, by application of a finite bias voltage⁴⁶). Dephasing in the presence of nonequilibrium distributions has been discussed in the context of *ballistic* interferometers,⁴⁵ using different methods, but leading to results compatible with the general form given here.

The hypothesis that the use of $\langle \hat{V}\hat{V} \rangle_{q\bar{\omega}}^{\text{pp}}$ in our formula for $F(t)$ is the appropriate way to incorporate the Pauli principle into an influence functional approach will be shown to be correct in subsequent parts of this work: In Sec. VII A, this

replacement will be justified within the context of the functional integral analysis of decoherence of Ref. 24. Moreover, the Bethe-Salpeter analysis of Paper II likewise turns out to lead to a decay function [Eq. (33)] involving precisely the Pauli-principle-modified weighting function of Eq. (66); in particular, the diagrammatic calculation of $\tilde{C}^1(0, t)$ performed there confirms explicitly that $F(t)_d^{\text{pp}} = -\tilde{C}^1(0, t)/\tilde{C}^0(0, t)$.

VI. RESULTS FOR DECAY FUNCTION $F_d^{\text{pp}}(t)$

A. Energy-averaged decay function $\langle F_d^{\text{pp}}(t) \rangle_\varepsilon$

Since the correlator $\langle VV \rangle_{q\bar{\omega}}^{\text{pp}}$ occurring in $F^{\text{pp}}(t)$ depends on the initial energy ε with which an electron starts off on its diffusive trajectory, an average of the function $e^{-F_d^{\text{pp}}(t)}$ over this energy still has to be performed, using the usual derivative of the Fermi function:

$$\langle \dots \rangle_\varepsilon \equiv \int d\varepsilon [-f'(\varepsilon)] \dots \quad (68)$$

We shall simplify the calculation by lifting the energy average into the exponent:

$$\langle e^{-F_d^{\text{pp}}(t)} \rangle_\varepsilon \simeq e^{-\langle F_d^{\text{pp}}(t) \rangle_\varepsilon}, \quad (69)$$

thereby again somewhat overestimating the actual decoherence rate [cf. discussion after Eq. (24)]. The energy average of the decay function, $F_d^{\text{pp}}(t) \equiv \langle F_d^{\text{pp}}(t) \rangle_\varepsilon$, has the same form as Eq. (65), but now with an energy-averaged spectrum:

$$\mathcal{W}_{\text{pp}}(\bar{\omega}) \equiv \langle \mathcal{W}_{\text{pp}}(\bar{\omega}) \rangle_\varepsilon = T \left(\frac{\bar{\omega}/2T}{\sinh[\bar{\omega}/2T]} \right)^2, \quad (70)$$

which exponentially suppresses the contribution of all frequencies $|\bar{\omega}| \geq T$, as anticipated above. The fact that $\mathcal{W}_{\text{pp}}(\bar{\omega}) \leq \mathcal{W}_{\text{cl}}(\bar{\omega}) = T$ for all frequencies, but, in particular, for $\bar{\omega} \geq T$, implies that the effective energy-averaged Pauli-blocked noise is somewhat less noisy than classical noise; thus, the decoherence times for the former can be expected to be somewhat longer than for the latter, as will indeed be found below.

Evaluating the Fourier transform of $\mathcal{W}_{\text{pp}}(\bar{\omega})$ [by closing the $\int d\bar{\omega}$ integral in Eq. (37) along a semicircular path in the complex plane], we find the kernel

$$W_{\text{pp}}(t_{34}) = \pi T^2 w(\pi T t_{34}), \quad w(z) = \frac{z \coth z - 1}{\sinh^2 z}, \quad (71)$$

where $w(z)$ is a positive, peak-shaped function with weight $\int_{-\infty}^{\infty} dz w(z) = 1$. Thus, $W_{\text{pp}}(t_{34})$ equals T times a broadened delta function of width $1/T$, and in the limit $T \rightarrow \infty$, we recover $W_{\text{pp}}(t_{34}) \rightarrow W_{\text{cl}}(t_{34})$. Inserting Eq. (71) into Eq. (39), we obtain

$$F_d^{\text{pp}}(t) = \frac{Tt}{g_d(L_t)} \int_0^{\pi T t} dz w(z) \mathcal{P}_d^{\text{crw}}\left(\frac{z}{\pi T t}\right). \quad (72)$$

Since the decoherence time is defined by asking when $F(\tau_\varphi) = \mathcal{O}(1)$, and $g_d(L_\varphi) \gg 1$ [cf. discussion after Eq. (18)],

Eq. (72) implies that $T\tau_\varphi \gg 1$. Thus, to determine $F(t)$ for times $t \approx \tau_\varphi$, we may take the limit $Tt \gg 1$ in Eq. (72), obtaining for the leading and next-to-leading terms

$$F_1^{\text{pp}}(t) = \frac{Tt}{g_1(L_t)} \left[c_1 - \frac{b_1}{\sqrt{Tt}} \right], \quad (73a)$$

$$F_2^{\text{pp}}(t) = \frac{Tt}{g_2(L_t)} [c_2 \ln(Tt) - b_2], \quad (73b)$$

$$F_3^{\text{pp}}(t) = \frac{(Tt)^{3/2}}{g_3(L_t)} \left[c_3 - \frac{b_3}{\sqrt{Tt}} \right]. \quad (73c)$$

Here, the prefactors c_1^{crw} and c_1^{urw} are the same as in Eq. (44), reproducing the results obtained there for classical white Nyquist noise. The prefactors $c_2 = 1/2\pi$ and $c_3 = \int_0^\infty dz w(z) / \pi \sqrt{z} = 3\zeta(3/2) / \sqrt{\pi^3 2^5} = 0.2488$ are independent of whether the average over paths is performed over closed or unrestricted random walks, because the same is true for the leading terms of \mathcal{P}_2 and \mathcal{P}_3 in Eqs. (40). Hence, in contrast to $d=1$, averaging over closed instead of unrestricted random walks yields no increase in accuracy for the leading terms of $F_d^{\text{pp}}(t)$ for $d=2$ and 3. It does make a difference for the subleading terms, for which we find $b_1^{\text{crw}} = b_1^{\text{urw}} = (2\pi)^{-1/2} |\zeta(\frac{1}{2})| = 0.5826$, $b_2^{\text{crw}} = (1 - \gamma_{\text{Euler}}) / 2\pi = 0.06729$, $b_2^{\text{urw}} = -\gamma_{\text{Euler}} / 2\pi = -0.09187$, $b_3^{\text{crw}} = \frac{1}{2}\pi^{-1/2}$, and $b_3^{\text{urw}} = \pi^{-3/2}$.

For unrestricted random walks, the leading terms of $F_{d,\text{urw}}^{\text{pp}}(t)$ can also be obtained with remarkable ease from its frequency representation (41): replacing $\mathcal{W}_{\text{eff}}(\bar{\omega})$ by $\mathcal{W}_{\text{pp}}(\bar{\omega})$ and evaluating the leading contributions to the integral in the limit $Tt \gg 1$, one readily recovers the leading terms of Eqs. (73) (including the correct prefactors c_d).

Let us now calculate the full decoherence times $\tilde{\tau}_{\varphi,d}$ (including next-to-leading order corrections). For $t \approx \tilde{\tau}_{\varphi,d}$, the next-to-leading terms in Eqs. (73) are parametrically smaller than the leading ones by $g_1^{-1/2}(L_{\varphi,1})$ for $d=1$, or $1/\ln g_2$ for $d=2$, or $g_3^{-1/3}(L_{\varphi,3})$ for $d=3$. Therefore, we write $\tilde{\tau}_{\varphi,d} = \tau_{\varphi,d}(1 + \delta_d)$, where $\delta_d \ll 1$ is a small correction induced by the next-to-leading terms, and first determine $\tau_{\varphi,d}$ by setting $b_d \rightarrow 0$ and $\delta_d \rightarrow 0$. Then the condition³² $F_d^{\text{pp}}(\tau_{\varphi,d}) = 1$ yields the following self-consistency relations and solutions:

$$\gamma_{\varphi,1} = \frac{c_1 T}{g_1(L_{\varphi,1})} \Rightarrow \gamma_{\varphi,1} = (c_1 \sqrt{\gamma_1 T})^{2/3}, \quad (74a)$$

$$\gamma_{\varphi,2} = \frac{c_2 T \ln(T\tau_{\varphi,2})}{g_2(L_{\varphi,2})} \Rightarrow \gamma_{\varphi,2} = \frac{c_2 T}{g_2} \ln\left(\frac{g_2}{c_2}\right), \quad (74b)$$

$$\gamma_{\varphi,3} = \frac{c_3 T}{g_3(L_T)} \Rightarrow \gamma_{\varphi,3} = \frac{c_3 T^{3/2}}{\sqrt{\gamma_3}}, \quad (74c)$$

where γ_1 , g_2 , and γ_3 are defined in Eq. (7), and $L_T = \sqrt{D/T}$. These results reproduce those first derived by AAK for classical white Nyquist noise. They can be used to write the decay functions $F_d^{\text{pp}}(t)$ in the form (12) cited in Sec. II D.

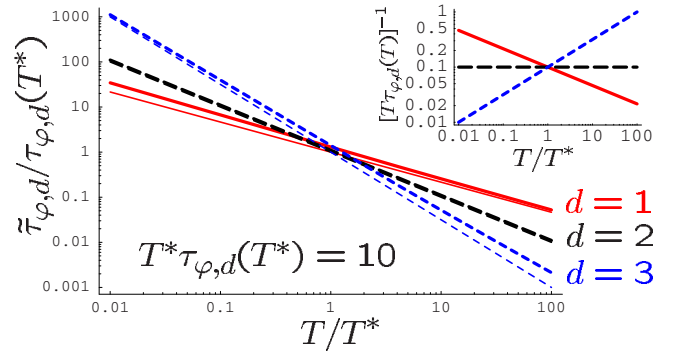


FIG. 6. (Color online) Comparison of the commonly employed leading approximation for the decoherence time $\tau_{\varphi,d}$ (thin lines) and the full decoherence time $\tilde{\tau}_{\varphi,d}$ (thick lines), as a function of temperature, for dimensions $d=1$ (full red lines), $d=2$ (black, long dashed), and $d=3$ (blue, short dashed). The temperature T^* has been (arbitrarily) chosen to give $T^* \tau_{\varphi,d}(T^*) = 10$ in all cases (this amounts to fixing the values of the material parameters γ_1 , g_2 , and γ_3). The magnitude of the correction is governed by the small parameter $[T \tau_{\varphi,d}]^{-1}$, whose T dependence is shown in the inset: In $d=1$ ($d=3$), the corrections become smaller (and the weak-localization theory is applicable) towards higher (lower) temperatures, where $[T \tau_{\varphi,d}(T)]^{-1} \ll 1$. In $d=2$, the correction amounts to a numerical constant factor (shift on the logarithmic scale, hardly visible in this figure). Note, in particular, the slow decay of the correction in the case of $d=1$, where the correction falls off only like $T^{-1/6}$ [compare Eqs. (74) and (75)].

Next we work out the corrections to the decoherence times due to the next-to-leading terms in Eqs. (73). Reinstating $b_d \neq 0$ and solving the condition $F_d^{\text{pp}}(\tilde{\tau}_{\varphi,d}) = 1$ for $\delta_d(\tau_{\varphi,d})$, we find

$$\delta_1 = \frac{2}{3} \frac{b_1/c_1}{\sqrt{T\tau_{\varphi,1}}}, \quad \delta_2 = \frac{b_2/c_2}{\ln(T\tau_{\varphi,2})}, \quad \delta_3 = \frac{b_3/c_3}{\sqrt{T\tau_{\varphi,3}}}, \quad (75)$$

leading to Eqs. (14) for $\tilde{\tau}_{\varphi,d}$. As anticipated above, the correction factors δ_d are parametrically small, being of order $g_1^{-1/2}(L_{\varphi,1})$ for $d=1$, or $1/\ln g_2$ for $d=2$, or $g_3^{-1/3}(L_{\varphi,3})$ for $d=3$. We thus arrive at the most important conclusion of this paper: the *leading quantum corrections* to the classical results for the decoherence rates and decay functions are *parametrically small in the regime where weak-localization theory is applicable*. (The same qualitative conclusion was arrived at by Vavilov and Ambegaokar¹⁷ several years ago by somewhat more indirect means.) Nevertheless, note that the next-to-leading corrections are still parametrically larger than all further subleading corrections, which could arise, e.g., from calculating $F_d^{\text{pp}}(t)$ to second order in the interaction propagator or from including cross terms between weak localization and interaction corrections (as considered diagrammatically in Ref. [15]), since such corrections are all smaller than the leading ones by at least $1/g_d(L_\varphi)$. The leading and next-to-leading approximations to the decoherence times are plotted for all three dimensions in Fig. 6. As it is not uncommon for weak-localization experiments to reach the regime where the product $T\tau_\varphi$ is only on the order of 10 (e.g., Ref. 39), we emphasize that the corrections discussed

here can amount to an appreciable effect. We also remark that, in $d=1$, the relative size of the correction only falls off very slowly with increasing temperature (like $T^{-1/6}$).

The temperature dependence predicted for the corrected decoherence times $\tilde{\tau}_{\varphi,d}(T)$ can be compared to experiment by proceeding as follows: Express $F_d(t)$ of Eqs. (73) as a function of the parameters $t/\tilde{\tau}_{\varphi,d}$ and $T\tilde{\tau}_{\varphi,d}$ by inserting $\tau_{\varphi,d} = \tilde{\tau}_{\varphi,d}[1 - \delta_d(\tilde{\tau}_{\varphi,d})]$. Calculate the magnetoconductivity $\sigma_d^{\text{WL}}(H)$ numerically from Eq. (18), and for a given T , adjust the parameter $\tilde{\tau}_{\varphi,d}$ such that the numerical curve as a function of magnetic field best fits the measured curve. Repeat for various T , and compare the function $\tilde{\tau}_{\varphi,d}(T)$ obtained by this fitting procedure to the function $\tau_{\varphi,d}(1 + \delta_d)$ predicted above. [If magnetic impurities are suspected to be present, insert a factor e^{-t/τ_m} into Eq. (18) and treat the magnetic scattering time τ_m as a fit parameter. Spin-orbit scattering is not included in our analysis, but the corresponding generalization should be straightforward.]

To end this section, some remarks on the role of an ultraviolet cutoff seem to be in order at this point: for quantum noise in the absence of Pauli blocking, an ultraviolet cutoff always has to be introduced to arrive at a finite result for the decoherence rate, to regularize the contribution of spontaneous emission processes which occur at all frequencies (see our discussion in Sec. IV D). In the full theory, Pauli blocking counteracts spontaneous emission and introduces via $\mathcal{W}_{\text{pp}}(\bar{\omega})$ an effective ultraviolet cutoff at frequency transfers of order T . Remarkably, for $d=1$ (but not for $d=2$ and 3), the leading result for the decoherence rate can, nevertheless, be correctly obtained by simply employing the classical white noise spectrum $\mathcal{W}_{\text{cl}}(\bar{\omega})=T$ (which contains no Pauli blocking, but no spontaneous emission either) over the *full* frequency range up to arbitrary frequencies. The reason is that for $d=1$, the dominant contribution to decoherence for time-reversed diffusive paths of duration t comes from frequencies $\bar{\omega} \sim Dq^2 \sim 1/t$ [cf. Eq. (38)], which in the limit $1 \ll Tt$ of present interest implies $\bar{\omega} \ll T$; but for these frequencies, the spectrum $\mathcal{W}_{\text{pp}}(\bar{\omega})$ reduces simply to T , which equals the classical spectrum $\mathcal{W}_{\text{cl}}(\bar{\omega})$.

In contrast, for $d=2$ and 3, the large-frequency regime makes a logarithmic contribution for $d=2$, and dominates for $d=3$, requiring an ultraviolet cutoff to be present in the theory. AAK had to introduce such an ultraviolet cutoff by hand for the cases $d=2$ and 3, because they considered only classical white Nyquist noise, whose instantaneous kernel $W_{\text{cl}}(t_{34})=T\delta(t_{34})$ involves *no* upper frequency cutoff, which is unphysical. Indeed, when one attempts to use it in Eq. (39), the $\int dt_{34}$ integral would be ill-defined, since the $\delta(t_{34})$ would produce a $\ln(0)$ or $1/\sqrt{0}$ in \mathcal{P}_2 or \mathcal{P}_3 of Eqs. (40), respectively. Equivalently, using $\mathcal{W}_{\text{cl}}(\bar{\omega})=T$ in Eq. (41), the frequency integral would be ultraviolet divergent for $d=2$ and 3. AAK cured this problem by introducing, by hand, an ultraviolet cutoff at the scale of the temperature (taking $|\bar{q}| \lesssim \sqrt{T/D}$), and adding, by hand, a term to the decoherence rate describing the effect of electron-electron collisions with large energy transfers $\bar{\omega} \geq T$, which had been calculated earlier⁴⁷ within the framework of a kinetic equation. [GZ's work implicitly questions this approach, in that they used $1/\tau_{\text{cl}}(\geq T)$ as upper cutoff.]

Satisfactorily, an ultraviolet cutoff of precisely the type used by AAK arises automatically in our treatment of quantum Nyquist noise in combination with the Pauli principle, in the form of the energy-averaged spectrum $\mathcal{W}_{\text{pp}}(\bar{\omega})$: it regularizes the large-frequency behavior of Eq. (41), without the need to consider processes with large energy transfers separately. Equivalently, in the time domain, it results in $W_{\text{pp}}(t_{34})$ being a broadened $\delta(t_{34})$ function of width $1/T$. Thus, in a very natural (and perhaps somewhat more elegant) manner, we have confirmed the validity of AAK's use of temperature as an ultraviolet cutoff. Moreover, our explicit treatment of this cutoff was essential for accurately calculating the next-to-leading terms for the decay function and decoherence times.

B. Comparison with magnetoconductivity of Aleiner-Altshuler-Gerzhenson

It is instructive to check the use of the Pauli-blocked correlator $\langle VV \rangle_{\bar{q}\bar{\omega}}^{\text{pp}}$ introduced above against the results of Ref. 15 (AAG). There, the conductivity was calculated diagrammatically for the limit of a moderately strong magnetic field (for $\gamma_{\varphi} \ll \gamma_H \ll T$). In this regime, the trajectories relevant for weak localization are so short ($t \lesssim \tau_H \ll \tau_{\varphi}$) that the effects of interaction on weak localization are still small, so that it suffices to calculate $\delta\sigma_d^{\text{WL}}$ to first order in the interaction. At the same time, the condition $1/T \ll \tau_H$ ensures that the premise for our calculations of τ_{φ} in previous sections, namely, $1/T \ll \tau_{\varphi}$, still holds. AAG thus calculated the conductivity diagrammatically to first order in the interaction and including all contributions of order $1/g^2$ (including not only weak-localization terms, but also interaction corrections and cross terms involving both). Among these $1/g^2$ terms, AAG identified the one that decreases most rapidly with magnetic field (largest power of τ_H) as the one relevant for decoherence, and proposed to extract τ_{φ} from it. They found that this term has the following form [Eq. (4.5) of Ref. 26, rewritten in terms of quantities introduced above]:

$$\delta\sigma_{d,\text{AAG}}^{\text{WL}(1)} = -\frac{\sigma_d}{\pi v \hbar} \int (d\bar{\omega})(d\bar{q})(dq) \frac{2}{\hbar^2} \langle \langle VV \rangle_{\bar{q}\bar{\omega}}^{\text{pp}} \rangle_{\varepsilon} \times [\bar{C}_{q-\bar{q}}^0(0) |\bar{C}_{\bar{q}}^0(\bar{\omega})|^2 - [\bar{C}_{\bar{q}}^0(0)]^2 \bar{C}_{q-\bar{q}}^0(\bar{\omega})]. \quad (76)$$

AAG evaluated the integrals using dimensional regularization, finding the following results³⁵ [first two terms of their Eqs. (4.13);⁴⁸ we also evaluate their general result (4.11) for $d=3$, sending $(3-d)^{-1} \rightarrow \ln(\tau_H/\tau_{\text{cl}})$ in the limit $d \rightarrow 3$, as appropriate for their dimensional regularization scheme]:

$$\frac{\delta\sigma_{1,\text{AAG}}^{\text{WL}(1)}}{\sigma_1} = \frac{(T\tau_H)^{3/2} \left[1 - \frac{|\zeta(1/2)|}{\sqrt{\pi} T \tau_H / 2} + \dots \right]}{4\pi g_1(L_H) g_1(L_T)}, \quad (77a)$$

$$\frac{\delta\sigma_{2,\text{AAG}}^{\text{WL}(1)}}{\sigma_2} = \frac{T\tau_H}{4\pi^3 g_2^2} [\ln(T\tau_H) - 1 + \dots], \quad (77b)$$

$$\frac{\delta\sigma_{3,\text{AAG}}^{\text{WL}(1)}}{\sigma_3} = \frac{T\tau_H \left[\frac{3\zeta(3/2)}{(\pi^2 2^9)^{1/2}} - \frac{\ln(\tau_H/\tau_{\text{el}})}{8\pi^3 \sqrt{T\tau_H}} + \dots \right]}{g_3(L_H)g_3(L_T)}. \quad (77c)$$

Here, “...” indicates subleading terms with a weaker τ_H dependence. Moreover, AAG showed that the contribution from cross terms between interaction corrections and weak localization [their Eq. (4.7) for $\delta\sigma_{\text{CWL}}^{\text{AAG}}$] produces a τ_H dependence *weaker* than both the leading and next-to-leading terms of Eqs. (77).

Equation (76) can be reproduced from the analysis presented above by calculating the magnetoconductivity using our first-order expression for the Cooperon. To this end, use $\tilde{C}^{1,\varepsilon} = -\tilde{C}^0 F_{d,\text{crw}}^{\text{pp}}$ [cf. Eq. (4a)] in Eq. (1) for the magnetoconductivity and average over ε :

$$\begin{aligned} \frac{\delta\sigma_d^{\text{WL}(1)}}{\sigma_d} &= \frac{1}{\pi\nu\hbar} \int_{\tau_{\text{el}}}^{\infty} dt \tilde{C}^0(0,t) \langle F_{d,\text{crw}}^{\text{pp}}(t) \rangle_{\varepsilon} \quad (78a) \\ &= \frac{2^{1-d}}{\pi^{1+d/2}} \int_{\tau_{\text{el}}/\tau_H}^{\infty} dx \frac{e^{-x}}{x^{d/2}} \frac{\langle F_{d,\text{crw}}^{\text{pp}}(x\tau_H) \rangle_{\varepsilon}}{g_d(L_H)}, \quad (78b) \end{aligned}$$

where $L_H = \sqrt{D\tau_H}$. Now substitute Eq. (65) for $F_{d,\text{crw}}^{\text{pp}}(t)$ into Eq. (78a), represent the $\delta\bar{P}$ occurring therein via Eq. (32a) for closed random walks, with the \bar{P} in Eq. (32a) standing for $\bar{P}_{(0,t)}^{\text{crw}}(\bar{q}, t_{34})$, represented by the first line of Eqs. (29), then Fourier transform the three Cooperons occurring in its numerator to the frequency domain, and finally, perform all time integrals [Eq. (30) of Paper II is helpful in this regard]; the result is found to be identical to Eq. (76), i.e., $\delta\sigma_d^{\text{WL}(1)} = \sigma_{d,\text{AAG}}^{\text{WL}(1)}$. The same conclusion can be reached by comparing AAG and our results *after* all necessary integrals have been performed: inserting Eqs. (73) for $F_d^{\text{pp}}(t)$ into Eq. (78b) for $\delta\sigma_d^{\text{WL}(1)}$ and performing the time integral, we recover precisely AAG’s results (77) for $\delta\sigma_{d,\text{AAG}}^{\text{WL}(1)}$. Thus, *our theory is consistent with the calculation of AAG*. Note, in particular, that the next-to-leading terms of AAG’s results for $\delta\sigma_{d,\text{AAG}}^{\text{WL}(1)}$ are also correctly reproduced in this manner; in our approach, they are generated by the subleading contributions (the b_d terms) to our decay functions $F_d^{\text{pp}}(t)$. This is a very useful consistency check. It illustrates, firstly, that our calculation of the next-to-leading corrections to the decoherence rate is correct, and secondly, that the latter do not contain any contributions from the cross terms between weak localization and interaction corrections (which we did not calculate).

AAG proposed to extract the decoherence times $\tau_{\varphi,d}$ from their final results for $\delta\sigma_{d,\text{AAG}}^{\text{WL}(1)}$ [Eqs. (77)]. To this end, a choice has to be made about the functional dependence on time of the full Cooperon $\tilde{C}(0,t)$ (which AAG did not calculate explicitly) or, in our scheme, about the shape of the decay function $F_d(t)$. Different choices for $F_d(t)$ imply different “definitions” of τ_{φ} , with different functional dependencies on temperature and magnetic field. In their Eq. (3.2), AAG chose to define $1/\tau_{\varphi,d}^{\text{AAG}}$ as a contribution to the “Cooperon mass” [in the sense of Eq. (12b) of paper II], which

implies that they assumed simple exponential decay for the Cooperon, $e^{-t/(\tau_H + 1/\tau_{\varphi,d}^{\text{AAG}})}$, thus effectively making the choice $F_d^{\text{AAG}}(t) = t/\tau_{\varphi,d}^{\text{AAG}}$. Inserting this into Eq. (78a), one finds

$$\frac{\delta\sigma_d^{\text{WL}(1)}}{\sigma_d} = \frac{2^{1-d}\Gamma\left(2 - \frac{d}{2}\right)}{\pi^{1+d/2}g_d(L_H)} \frac{\tau_H}{\tau_{\varphi,d}^{\text{AAG}}} \quad (79)$$

[reproducing⁴⁹ AAG’s Eq. (4.3)]. When equated to the leading terms of Eqs. (77), this yields for $d=1$ and 2

$$\tau_{\varphi,1}^{\text{AAG}} = \frac{2g_1(L_H)}{T}, \quad \tau_{\varphi,2}^{\text{AAG}} = \frac{2\pi g_2}{T \ln(T\tau_H)}, \quad (80a)$$

reproducing⁴⁹ AAG’s Eq. (4.9), while for $d=3$, we obtain

$$\tau_{\varphi,3}^{\text{AAG}} = \frac{\sqrt{\pi^3 2^5} g_3(L_T)}{3\zeta\left(\frac{3}{2}\right) T}. \quad (80b)$$

Now, for $d=3$, Eq. (80b) reproduces the classical result of AAK [Eq. (74c)]. However, for $d=1$ and 2, Eqs. (80a) for $\tau_{\varphi,d}^{\text{AAG}}$ depend on magnetic field and, hence, are inconsistent with AAK’s results [Eqs. (74)] for $\tau_{\varphi,d}^{\text{AAK}}$, which are magnetic-field independent, since AAK chose to define $1/\tau_{\varphi}$ as the decoherence rate which the Cooperon would have in the absence of a magnetic field. The reason for this inconsistency is that for $d=1$ and 2, the Cooperon decay is not purely exponential in time [cf. Eqs. (73)], so that the usual strategy of adding inverse decay times to determine the total decay rate of two independent decay mechanisms cannot be used [as emphasized in the paper by AAK, after Eq. (32) of Ref. 15].

AAK’s magnetic-field-independent results for the decoherence time can be extracted from AAG’s result for $\delta\sigma_{d,\text{AAG}}^{\text{WL}(1)}$ only if the correct functional form for the decay function is used. Indeed, inserting the leading terms of Eqs. (73) for $F_{1,2}^{\text{pp}}(t)$ into Eq. (78a), we find

$$\frac{\delta\sigma_1^{\text{WL}(1)}}{\sigma_1} = \frac{1}{g_1(L_H)} \frac{\tau_H^{3/2}}{(\pi\tau_{\varphi,1})^{3/2}}, \quad (81a)$$

$$\frac{\delta\sigma_2^{\text{WL}(1)}}{\sigma_2} = \frac{1}{2\pi^2 g_2} \frac{\tau_H \ln(T\tau_H)}{\tau_{\varphi,2} \ln(T\tau_{\varphi,2})}. \quad (81b)$$

When equated to Eqs. (77), this yields

$$\tau_{\varphi,1} = (T\sqrt{\gamma_1 \pi/4})^{-1}, \quad \tau_{\varphi,2} = g_2 [Tc_2 \ln(T\tau_{\varphi,2})], \quad (82)$$

implying $\gamma_{\varphi,2} = (c_2 T/g_2) \ln(g_2/c_2)$ and, thus, reproducing AAK’s results (with proper prefactors included), as given by the rightmost equations of Eq. (74).

To summarize this section, we conclude that, satisfyingly, our results for the decay functions $F_d^{\text{pp}}(t)$ provide a bridge between the work of AAK and AAG: they allow AAK’s results for $\tau_{\varphi,d}^{\text{AAK}}$, obtained by treating classical white Nyquist noise nonperturbatively, thereby achieving results free from infrared problems, to be extracted from AAG’s results for $\delta\sigma_{d,\text{AAG}}^{\text{WL}(1)}$, obtained by treating fully quantum noise perturbatively, thereby incorporating Pauli blocking and obtaining results free from ultraviolet problems. The fact that our approach is able to make such a connection between two sets of

established results, one nonperturbative but classical, the other quantum but perturbative, may be regarded as a strong indication that our method is fundamentally sound.

C. Energy dependence of the decay function

Instead of averaging over the energy $\hbar\varepsilon$, it is also interesting to calculate the dependence of the decoherence rate $\gamma_{\varphi}^{\varepsilon,T}$ on both temperature *and* energy, as would be relevant for an electron injected into a disordered metal with a definite energy (e.g., in a geometry such as that used by Pothier *et al.*⁴⁶). To the best of our knowledge, this energy dependence has not been studied before. We shall now obtain it by analyzing the energy-dependence of the decay function of Eq. (65) for the case of closed random walks.

To this end, we need the Fourier transform of the Pauli-principle-modified spectrum $\mathcal{W}_{pp}(\bar{\omega})$ of Eq. (67), which can be calculated by closing the $\int d\bar{\omega}$ integral [Eq. (37)] along a semicircular contour in the complex plane. The result can be written as $W_{pp}(t_{34}) = \pi T^2 w(\varepsilon t_{34}, \pi T t_{34})$, where

$$w(y, z) = \frac{\cos y \cosh z + (y/z) \sin y \sinh z - 1}{2 \sinh^2 z}. \quad (83)$$

Inserting this into Eq. (39) for $F(t)$, we obtain the expression

$$F_{d,\text{crw}}^{\text{pp}}(t) = \frac{Tt}{g_d(L_t)} \int_0^{\pi Tt} dz w(zx/\pi, z) \mathcal{P}_d^{\text{crw}}\left(\frac{z}{\pi Tt}\right), \quad (84)$$

which shows that $F_d^{\text{pp}}(t)g_d(L_t)$ is a function of the parameters πTt and $x = \varepsilon/T$, or of πTt and εt . Figure 7(a) shows the latter functional dependence for $d=1$. Moreover, Fig. 7(b) shows the corresponding energy- and temperature-dependent decoherence rate $\tau_{\varphi,1}$, defined from the usual condition $F_{1,\text{crw}}^{\text{pp}}(\tau_{\varphi,1}) = 1$.

To extract the decoherence rate analytically from $F_d^{\text{pp}}(t)$, we need its asymptotic behavior for large times. We find that the dominant behavior of $F_d(t)$ for either $Tt \gg 1$ or $\varepsilon t \gg 1$ (or both), but arbitrary ratios of ε/T , is given by the following expressions:

$$F_{1,\text{crw}}^{\text{pp}}(t) = \frac{Tt}{g_1(L_t)} \left[c_1 + \frac{\mathcal{F}_1(\varepsilon/T)}{(Tt)^{1/2}} \right], \quad (85a)$$

$$F_{2,\text{crw}}^{\text{pp}}(t) = \frac{Tt}{g_2(L_t)} \left[c_2 \ln(Tt) + \mathcal{F}_2\left(\frac{\varepsilon}{T}\right) \right], \quad (85b)$$

$$F_{3,\text{crw}}^{\text{pp}}(t) = \frac{(Tt)^{3/2}}{g_3(L_t)} \left[\mathcal{F}_3\left(\frac{\varepsilon}{T}\right) - \frac{1}{2\sqrt{\pi Tt}} \right]. \quad (85c)$$

The crossover functions $\mathcal{F}_d(\varepsilon/T)$ are defined by the relations

$$\mathcal{F}_d(x) = \int_0^{\infty} d\bar{z} w(\bar{z}x/\pi, \bar{z}) \begin{cases} -4\sqrt{\bar{z}}/\pi \\ -[\ln(\bar{z}/\pi) + 2]/\pi \\ 1/(\pi\sqrt{\bar{z}}) \end{cases} \quad (86)$$

for $d=1, 2$, and 3 , respectively. They have the properties

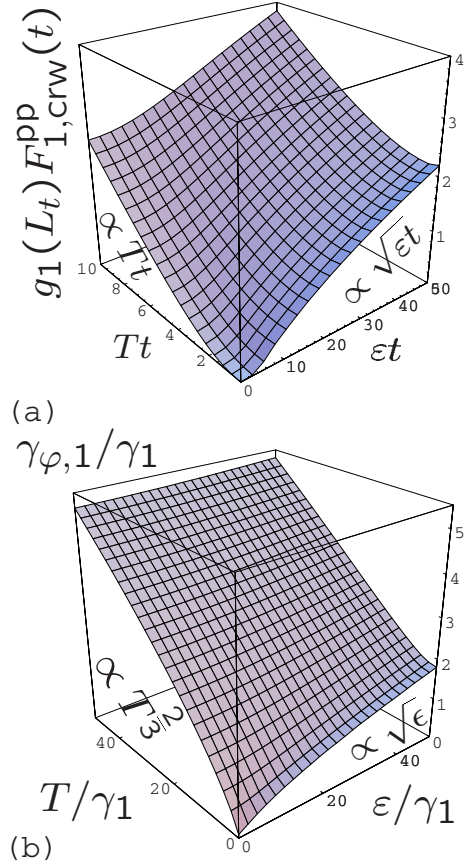


FIG. 7. (Color online) (a) $g_1(L_t)F_{1,\text{crw}}^{\text{pp}}(t)$ [Eq. (84)] as function of the parameters εt and Tt . (b) The energy- and temperature-dependent decoherence rate $\tau_{\varphi,1}$, defined from the condition $F_{1,\text{crw}}^{\text{pp}}(\tau_{\varphi,1}) = 1$, as a function of T/γ_1 and ε/γ_1 .

$$\mathcal{F}_d(x) = \begin{cases} \mathcal{F}_d(0) + \mathcal{O}(x^2) & \text{for } x \ll 1 \\ \tilde{c}_d x^{d/2} & \text{for } x \gg 1, \end{cases} \quad (87)$$

with $\mathcal{F}_1(0) = -0.6826$, $\mathcal{F}_2(0) = -0.1161$, $\mathcal{F}_3(0) = 0.2145$, and $\tilde{c}_1 = \sqrt{2}/\pi$, $\tilde{c}_2 = 1/4\pi$ and $\tilde{c}_3 = 1/3\sqrt{2}\pi^2$. They govern the crossover of the behavior of the decay functions from the regimes of small to large ratios ε/T .

For $\varepsilon/T \ll 1$, $F_d^{\text{pp}}(t)$ has precisely the same form as $F_d^{\text{pp}}(t)$ of Eqs. (73), with the same prefactors c_1 and c_2 ; only the prefactor of $F_3^{\text{pp}}(t)$ is slightly different, namely, $c_3 = \mathcal{F}_3(0) = 0.2145$. Therefore, the decoherence rates have the same form (74) as that derived from $F_d^{\text{pp}}(t)$.

In contrast, for ε/T large enough that the large- x behavior of $\mathcal{F}_d(x)$ dominates the behavior of $F_d^{\text{pp}}(t)$, Eqs. (85) reduce to

$$F_d^{\text{pp}}(t) = \frac{\tilde{c}_d(\varepsilon t)^{d/2}}{g_d(L_t)} = \frac{t}{\tau_{\varphi,d}}, \quad \gamma_{\varphi,d} = \frac{\tilde{c}_d \varepsilon}{g_d(L_\varepsilon)}. \quad (88)$$

More explicitly, the corresponding decoherence rates and the crossover scales above which they apply are given by

$$\gamma_{\varphi,1} = \tilde{c}_1(\gamma_1 \varepsilon)^{1/2} \quad \text{for } \varepsilon \gtrsim (T^4/\gamma_1)^{1/3} = Tg_1^{2/3}(L_T),$$

$$\gamma_{\varphi,2} = \tilde{c}_2 \varepsilon / g_2 \quad \text{for } \varepsilon \gtrsim T \ln g_2,$$

$$\gamma_{\varphi,3} = \tilde{c}_3(\varepsilon^3/\gamma_3)^{1/2} \quad \text{for } \varepsilon \gtrsim T. \quad (89)$$

Thus, for sufficiently high energies, the decoherence rate has the same functional form as the inelastic energy relaxation rate in quasi- d -dimensions.⁴⁷ It is interesting to note that for $d=1$ and 2, the crossover scales above which ε has to lie for these relations to hold are parametrically much larger than temperature.

The crossover behavior of $\tau_{\varphi,d}$ between the regimes of small and large ε/T can be determined explicitly, if desired, from Eqs. (85) using the usual relation $F_d^{\text{pp}}(\tau_{\varphi,d})=1$.

Note that for unrestricted random walks, the leading terms of $F_{d,\text{urw}}^{\text{pp}}(t)$ can again easily be obtained from its frequency representation (41) by replacing $\mathcal{W}_{\text{eff}}(\bar{\omega})$ therein by $\mathcal{W}_{\text{pp}}(\bar{\omega})$ [Eq. (67)], which suppresses frequencies $\bar{\omega} \gtrsim \max\{T, \varepsilon\}$. Evaluating the leading terms of Eq. (41) in the limits $\varepsilon/T \rightarrow 0$ and $Tt \gg 1$, we recover the leading ($\varepsilon/T=0$) terms of Eqs. (85) for $F_{d,\text{urw}}^{\text{pp}}(t)$, with correct prefactors c_d , and in the limits $T/\varepsilon \rightarrow 0$, $\varepsilon t \gg 1$, we recover Eqs. (88), with correct prefactors \tilde{c}_d . Since the derivation of Eq. (41) involved dropping some subleading terms, the results which it will produce for the crossover behavior between the regimes of small and large ratios of ε/T , and the subleading terms of $F_d(t)$, will be quantitatively different from those of the more accurate Eq. (84). However, qualitatively, the crossover behavior is very similar.

The fact that the functional dependence of $\tau_{\varphi,1,2}$ on ε for $\varepsilon/T \ll 1$ is different than its dependence on T for $\varepsilon/T \gg 1$, whereas for $\tau_{\varphi,3}$ it is the same, can be understood very nicely from the frequency representation (41) of $F_{d,\text{urw}}^{\text{pp}}$: for $T/\varepsilon \gg 1$, decoherence is dominated by high frequencies $\bar{\omega} \sim T$ only for $d=3$; for $d=2$, the contribution from low frequencies of order $\bar{\omega} \sim 1/t$ is as important as those from $\bar{\omega} \sim T$, and for $d=1$, the contribution from $\bar{\omega} \sim 1/t$ dominates. Thus, the infrared cutoff matters for $d=1$ and 2, but not for $d=3$. This is reflected in the fact that the first set of relations for $\gamma_{\varphi,d}$ in Eqs. (74) involves self-consistency relations only for $d=1$ and 2, but not for $d=3$. In contrast, in the opposite regime of $\varepsilon/T \gg 1$, decoherence is dominated by frequency transfers of order ε not only for $d=3$ but also for $d=1$ and 2, so that the infrared cutoff is never important [to see this explicitly, use the $T=0$ version of $\mathcal{W}_{\text{pp}}(\bar{\omega})$, namely, $\frac{1}{2}|\bar{\omega}|\theta(|\varepsilon| - |\bar{\omega}|)$, in Eq. (41)]. Accordingly, none of the relations $\gamma_{\varphi,d} = \tilde{c}_d \varepsilon / g_d(L_\varepsilon)$ [Eq. (88)] involves a self-consistency condition, for every d .

VII. RELATION TO THE WORK OF GOLUBEV AND ZAIKIN

To close this paper, we shall now put the use of the Pauli-blocked noise correlator $\langle VV \rangle_{\bar{q}\bar{\omega}}^{\text{pp}}$ introduced in Eq. (66) on a firmer footing by summarizing how it follows from the analysis of Refs. 9 and 24. In Ref. 9, Golubev and Zaikin developed an influence functional formalism and derived an effective action that explicitly and correctly included the Pauli principle. Indeed, a careful (if anfractuous) reanalysis of GZ's approach by von Delft²⁴ has shown that one can, in fact, fully recover the Keldysh diagrammatic perturbation theory from it (by starting from the initial, exact path-integral expression for the influence functional, and properly

including fluctuations). However, when evaluating their effective action along time-reversed paths, GZ did not adequately account for the effects of recoil (as will be explained below). In Ref. 24 (see Appendix B 6.3), von Delft showed that the effects of recoil can be accommodated in the effective action by “dressing” the interaction correlators $\tilde{\mathcal{L}}_{ij}^R(\bar{\omega})$ and $\tilde{\mathcal{L}}_{ij}^A(\bar{\omega})$ (in the position-frequency representation) by suitably chosen “Pauli factors”

$$[1 - 2f(\varepsilon \mp \bar{\omega})] = \tanh[(\varepsilon \mp \bar{\omega})/2T] \equiv \text{th}_\mp. \quad (90)$$

Instead of recapitulating the (lengthy) derivation of the latter conclusion, we shall now offer a plausibility argument for it, based on the requirement of consistency with Keldysh perturbation theory.

A. Describing Pauli blocking by dressed interaction propagators

One way to see that the original Feynman-Vernon influence functional $e^{-S_{\text{eff}}/\hbar}$, with S_{eff} given by Eqs. (23) and (50), cannot directly be used in a many-body situation is that its expansion in powers of S_{eff}/\hbar does *not* reproduce the Keldysh perturbation theory, because the latter contains Pauli factors, while the former does not. In Keldysh perturbation theory, the diagrams relevant for the calculation of the Cooperon have the property that each occurrence of an electron Keldysh Green's function

$$\tilde{G}_{ij}^K(\varepsilon \mp \bar{\omega}) = \text{th}_\mp [\tilde{G}^R - \tilde{G}^A]_{ij}(\varepsilon \mp \bar{\omega}), \quad (91)$$

with $\text{th}_\mp = 1 - 2f(\varepsilon \mp \bar{\omega}) = \tanh[(\varepsilon \mp \bar{\omega})/2T]$, is *always* accompanied by either a retarded or an advanced (but never a Keldysh) interaction propagator attached to one of its two ends, $\tilde{\mathcal{L}}_{jj}^{R/A}(\bar{\omega})$ or $\tilde{\mathcal{L}}_{ii}^{R/A}(\bar{\omega})$. Since Pauli factors enter in the Keldysh perturbation theory only via \tilde{G}^K , this means that for the diagrams of present interest, *every* occurrence of a Pauli factor is *always* accompanied by an $\tilde{\mathcal{L}}^{R/A}(\bar{\omega})$ propagator. To be consistent with this fact, the effective action in the influence functional approach must evidently contain the *same* combinations of Pauli factors and propagators $\tilde{\mathcal{L}}^{R/A}(\bar{\omega})$. This is not the case, however, for the $\tilde{\mathcal{L}}^{R/A}(\bar{\omega})$ occurring in Eqs. (50). Thus, these propagators have to be “dressed” by Pauli factors if we are to achieve consistency with the Keldysh perturbation theory.

The details of achieving consistency require two types of vertices to be distinguished (and keeping track of this strictly within the influence functional approach is the main technical accomplishment of Refs. 9 and 24): For vertices of “type one” [Fig. 8(a)], the arrows of the $\tilde{\mathcal{L}}^{R/A}$ and \tilde{G}^K correlators point in the *same* direction (i.e., both away from or both toward the same vertex), in which case the Keldysh perturbation theory produces the combinations

$$\tilde{\mathcal{L}}_{3_A 4_F}^R(\bar{\omega}) \tilde{G}_{j_F 4_F}^K(\varepsilon - \bar{\omega}) \mapsto \text{th}_- \tilde{\mathcal{L}}_{3_A 4_F}^R(\bar{\omega}), \quad (92a)$$

$$\tilde{\mathcal{L}}_{3_B 4_A}^A(\bar{\omega}) \tilde{G}_{3_B j_B}^K(\varepsilon - \bar{\omega}) \mapsto \text{th}_- \tilde{\mathcal{L}}_{3_B 4_A}^A(\bar{\omega}). \quad (92b)$$

For vertices of “type two” [Fig. 8(b)], the arrows point in

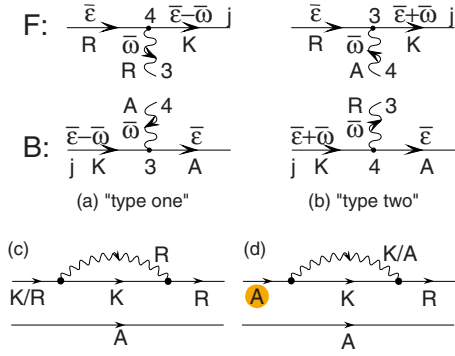


FIG. 8. (Color online) (a) Vertices of “type one” and (b) of “type two” arising in the Keldysh perturbation theory; the accompanying Keldysh Green’s functions are $\tilde{G}^K(\varepsilon \mp \bar{\omega})$, respectively, producing Pauli factors $\tanh[(\varepsilon \mp \bar{\omega})/2T]$ that dress the associated interaction propagators $\tilde{\mathcal{L}}^R$ and $\tilde{\mathcal{L}}^A$ [Eqs. (92a)–(92d)]. Standard Keldysh rules generate diagrams such as both (c) and (d), but the latter vanishes upon impurity averaging, since it contains G^A on the forward propagator.

opposite directions (one toward, the other away from the same vertex), which gives the combinations

$$\tilde{\mathcal{L}}_{3_{fA}^A}^A(\bar{\omega})\tilde{G}_{jF^3F}^K(\varepsilon + \bar{\omega}) \mapsto \text{th}_+ \tilde{\mathcal{L}}_{3_{fA}^A}^A(\bar{\omega}). \quad (92c)$$

$$\tilde{\mathcal{L}}_{3_{aB}^R}^R(\bar{\omega})\tilde{G}_{4_{Bj}^K}^K(\varepsilon + \bar{\omega}) \mapsto \text{th}_+ \tilde{\mathcal{L}}_{3_{aB}^R}^R(\bar{\omega}). \quad (92d)$$

The expressions on the right-hand sides of Eqs. (92a)–(92d) indicate how the $\tilde{\mathcal{L}}_{3_{aA}^R/A}^R/A$ propagators in the effective action are to be dressed by Pauli factors (while $\tilde{\mathcal{L}}_{3_{aA}^K}^K$ remains unmodified). Thus, the Pauli-modified effective action has the same form as Eq. (23),

$$S_{\text{eff}}^{\text{pp}} = \frac{1}{2\hbar} \int_{-t/2}^{t/2} dt_3 dt_4 \sum_{aa'=F/B} s_a s_{a'} \langle V_{3a} V_{4a'} \rangle^{\text{pp}}, \quad (93a)$$

$$\langle V_{3a} V_{4a'} \rangle^{\text{pp}} = \int (d\bar{k}) e^{i[\bar{q}[r^a(t_3) - r^{a'}(t_4)] - \bar{\omega}t_{34}]} \langle V_a V_{a'} \rangle_{\bar{q}\bar{\omega}}^{\text{pp}}, \quad (93b)$$

and the correlators $\langle V_{3a} V_{4a'} \rangle^{\text{pp}}$ have a form similar to Eqs. (50), but they are dressed according to the right-hand sides of Eqs. (92a)–(92d):

$$\langle V_F V_F \rangle_{\bar{q}\bar{\omega}}^{\text{pp}} = -\frac{\hbar}{2} i [\tilde{\mathcal{L}}_{\bar{q}}^K(\bar{\omega}) + \text{th}_- \tilde{\mathcal{L}}_{\bar{q}}^R(\bar{\omega}) + \text{th}_+ \tilde{\mathcal{L}}_{\bar{q}}^A(\bar{\omega})],$$

$$\langle V_B V_B \rangle_{\bar{q}\bar{\omega}}^{\text{pp}} = -\frac{\hbar}{2} i [\tilde{\mathcal{L}}_{\bar{q}}^K(\bar{\omega}) - \text{th}_+ \tilde{\mathcal{L}}_{\bar{q}}^R(\bar{\omega}) - \text{th}_- \tilde{\mathcal{L}}_{\bar{q}}^A(\bar{\omega})],$$

$$\langle V_B V_F \rangle_{\bar{q}\bar{\omega}}^{\text{pp}} = -\frac{\hbar}{2} i [\tilde{\mathcal{L}}_{\bar{q}}^K(\bar{\omega}) + \text{th}_- \tilde{\mathcal{L}}_{\bar{q}}^R(\bar{\omega}) - \text{th}_- \tilde{\mathcal{L}}_{\bar{q}}^A(\bar{\omega})],$$

$$\langle V_F V_B \rangle_{\bar{q}\bar{\omega}}^{\text{pp}} = -\frac{\hbar}{2} i [\tilde{\mathcal{L}}_{\bar{q}}^K(\bar{\omega}) - \text{th}_+ \tilde{\mathcal{L}}_{\bar{q}}^R(\bar{\omega}) + \text{th}_+ \tilde{\mathcal{L}}_{\bar{q}}^A(\bar{\omega})]. \quad (94)$$

In this way, a single-particle influence functional formalism with suitably Pauli-dressed interaction propagators is able to mimic the essential features of the Keldysh many-body formalism.

It should be emphasized that the possibility of using such a dressing recipe is a feature peculiar to the Keldysh diagrammatics of disordered systems, as opposed to a generic interacting many-fermion model (see Fig. 8): When inserting interaction lines into the two-particle propagator, standard Keldysh rules,⁵⁰ in general, also lead to contributions like $G^K(\varepsilon - \bar{\omega})\tilde{\mathcal{L}}^K(\bar{\omega})$, which would spoil the above prescription of not dressing $\tilde{\mathcal{L}}^K$. However, for disordered systems, such diagrams vanish to leading order, since instead of containing the usual retarded and/or advanced electron propagators $G^{R/A}$ on the forward and/or backward contour [as, e.g., in Fig. 8(c)], they contain $G^{A/R}$ there [as, e.g., in Fig. 8(c)], and after disorder averaging, $\langle G^{R/A} G^{R/A} \rangle_{\text{imp}} \approx 0$.

The decay function $F_d^{\text{pp}}(t) = \frac{1}{\hbar} \langle S_{\text{eff}}^{\text{pp}} \rangle_{\text{rw}}$ can be calculated in complete analogy to Secs. IV B and IV C: Averaging as usual over time-reversed pairs of random walks using Eq. (30) and calculating the effective noise correlator $\langle VV \rangle_{\bar{q}\bar{\omega}}^{\text{eff}}$ occurring therein using Eqs. (31) and (94), we now find that the dressed $\tilde{\mathcal{L}}^{R/A}$ factors do *not* drop out [in contrast to what happens in Eqs. (52a) and (52b) when calculating $\langle VV \rangle_{\bar{q}\bar{\omega}}^{\text{sqn}}$ with undressed propagators]. Instead, the effective noise correlator is now found to yield $\langle VV \rangle_{\bar{q}\bar{\omega}}^{\text{eff}} \mapsto \langle VV \rangle_{\bar{q}\bar{\omega}}^{\text{pp}}$ of Eq. (66), and the decay function (30) takes the form of $F_d^{\text{pp}(t)}$ of Eq. (65). Thus, by using *dressed propagators* we *recover precisely the Pauli-blocked correlator* $\langle VV \rangle_{\bar{q}\bar{\omega}}^{\text{pp}}$ that we had conjectured on heuristic grounds in Sec. V D.

Further justification for using the latter noise correlator will be offered by the Bethe-Salpeter analysis of Paper II, which leads to a decay function involving precisely the same Pauli-blocked noise correlator [cf. Eqs. (33) of paper II]. To be somewhat more precise, the Bethe-Salpeter analysis of Paper II improves upon the analysis of Paper I by keeping track of the energy difference ω (neglected in Paper I, see Ref. 37) between the energies ε and $\varepsilon - \omega$ of the particle and hole trajectories, which is why the effective interaction propagator $\tilde{\mathcal{L}}_{\varepsilon\omega, \bar{q}}^{\text{dec}}(\bar{\omega})$ of Eq. (A5f) of paper II depends on ω . The latter propagator can actually be obtained from Eq. (31) for $\langle VV \rangle_{\bar{q}\bar{\omega}}^{\text{eff}}$ by the methods of the present section, namely, by setting $\varepsilon \rightarrow (\varepsilon - \omega)$ in the Pauli factors associated with the backward contour when calculating the dressed correlators $\langle V_a V_{a'} \rangle_{\bar{q}\bar{\omega}}^{\text{pp}}$, i.e., in Eqs. (92b) and (92d), with corresponding changes in Eqs. (94). However, once the ω dependence is retained, the expression for $F_d(t)$ needs another Fourier integral $\int d\omega e^{-i\omega t}$, i.e., Eq. (30) or (65), and our intuitive determination of the factor $\delta\bar{P}$ therein becomes inadequate. A more complete expression for $F_d(t)$, including this additional integral, is given by Eq. (27) of Paper II. However, in the long-time limit $\max\{T, \varepsilon\}t \gg 1$ of present interest, for which $\omega/\max\{T, \varepsilon\} \ll 1$, Eq. (27) of Paper II reduces to Eq. (33) of Paper II, which reproduces our Eq. (65).

Finally, having been alerted to the necessity of keeping track of energy transfers, we note that the vertex diagrams transfer energy between the forward and backward contours, thereby changing the energy of both. Strictly speaking, it is, thus, not fully correct to assign definite, fixed, energies ε and $\varepsilon - \omega$ to the upper and lower contours, since a succession of vertex insertions will produce an accumulation of frequency transfers. This effect is neglected in the influence functional approach. This is admissible, essentially because the dominant contribution of vertex insertions comes from the infrared regime $\bar{\omega} \sim 1/t$, so that the $\bar{\omega}$ dependence in the remaining parts of the diagram may be dropped (they only generate terms subleading in time). This point is discussed in more detail at the end of Sec. A 3 of Paper II (and also in Sec. B 6.2 of Ref. 24).

B. Importance of recoil

To conclude this section, let us point out that the effective action $S_{\text{eff}}^{\text{GZ}}$ derived by GZ is essentially the same as our $S_{\text{eff}}^{\text{pp}}$ [Eq. (93)]; the only difference is that in their approach, the dressed correlators emerge in the position-time representation of Eq. (50) [as opposed to the $\bar{q}\bar{\omega}$ representation of Eqs. (94)], in which each $\tilde{L}_{ij}^{R/A}$ is dressed by a Pauli factor $[1 - 2\tilde{\rho}]_{ii}$ or $[1 - 2\tilde{\rho}]_{jj}$, where $\tilde{\rho}_{ij} = \langle \psi_j^\dagger(t) \psi_i(t) \rangle$ is the single-particle density matrix. They wrote their effective action as $S_{\text{GZ}}^{\text{eff}} = iS_R + S_I$, in which S_R contains Pauli factors and S_I does not. When averaging over time-reversed pairs of trajectories, GZ used unrestricted random walks, $F_d^{\text{GZ}}(t) = \frac{1}{\hbar} \langle S_{\text{eff}}^{\text{GZ}} \rangle_{\text{urw}}$. Moreover, they employed a position-momentum representation in which they represented the Pauli factors as $[1 - 2f(\varepsilon(t))]$.

Up to this point, their approach is essentially equivalent to ours. Differences arise at their next step: in order to perform the average over paths, GZ assumed the energy of the diffusing electron to remain constant along its path,⁵¹ arguing that its collisions with the static impurities are elastic, and hence, replaced $f(\varepsilon(t))$ by $f(\varepsilon)$. As shown by von Delft,²⁴ this assumption is equivalent to making the replacement $\varepsilon \pm \bar{\omega} \rightarrow \varepsilon$ in the dressed propagators of our Eqs. (94), although this is by no means obvious in GZ's formalism. In other words, they (unwittingly) neglected the $\pm \bar{\omega}$ in the Fermi functions occurring in the Pauli factors, and thereby, neglected the recoil experienced by the diffusing electron upon interacting with its environment and emitting or absorbing a noise quantum. (The fact that GZ neglect recoil was first pointed out by Eriksen and Hedegard.¹⁶) As a result, GZ's terms affected by Pauli blocking all cancel each other, mistakenly causing $\langle iS^R \rangle_{\text{urw}}$ to vanish, so that the resulting decay function $F_d^{\text{GZ}}(t) = \frac{1}{\hbar} \langle S_I \rangle_{\text{urw}}$ is identical to one for a *single* particle (no Pauli blocking) under the influence of quantum noise. Indeed, $F_d^{\text{GZ}}(t)$ can⁵² be brought into the form of our $F_{d,\text{urw}}^{\text{sqn}}(t)$ [Eq. (51)]. As discussed in Sec. IV D, the resulting decoherence rate is the same as would be found for the physical situation of a single, highly excited electron moving through a disordered sample very high above the Fermi surface, or in the absence of a Fermi sea, and interacting with a quantum environment. Such an electron can lose

its coherence even at zero temperature by spontaneous emission, uninhibited by Pauli blocking, which is why GZ obtained a nonvanishing decoherence rate at $T=0$. Indeed, using $\bar{\omega}_u = 1/\tau_{\text{el}}$ as upper cutoff in Eq. (56) for the decoherence rate of a single particle experiencing quantum Nyquist noise at $T=0$, we recover precisely GZ's zero-temperature decoherence rate for all three values of d , including numerical prefactors: $\gamma_{\varphi,d}^{\text{sqn}(T=0)} = \gamma_{\varphi,d}^{\text{GZ}(T=0)}$ [i.e., our Eq. (56) reproduces the $T=0$ values of GZ's Eqs. (77) and (81) of Ref. 9].

VIII. CONCLUSION

In this paper, we have shown why it is essential to incorporate the Pauli principle in a description of decoherence by a quantum-mechanical environment, and how this can be achieved in an influence functional description of weak localization. We have explicitly demonstrated how Pauli blocking counteracts the effects of spontaneous emission to ensure that the decoherence rate vanishes for sufficiently small temperatures and energies.

At the beginning of this paper, we offered a review of the influence functional approach for a single electron in a classical environment, pointing out along the way that quantitative improvements can be achieved by performing trajectory averages with respect to closed (as opposed to unrestricted) random walks.²⁹ We then explained how to extend the influence functional methodology to the case of a quantum environment, taking due account of the Pauli principle.

In our approach, a fully quantum-mechanical environment may be treated in complete analogy to the much simpler case of classical noise. To this end, the quantum noise spectrum is modified in a well-defined way that involves Fermi functions, in order to take the place of the classical noise spectrum in the calculation of the Cooperon decay function (and the resulting decoherence time). We have shown how this replacement can be motivated heuristically using a transparent physical picture for the decay of a superposition of two many-body states, which shows that the basic idea of the present approach is general enough to be extended to situations different from weak localization. In limits where the Pauli principle is ineffective, our theory reduces to the Feynman-Vernon influence functional, with a nonvanishing decoherence rate even at zero temperature. In contrast, for electrons propagating near the Fermi surface, Pauli blocking is very important: it serves to essentially suppress the decohering effects of quantum fluctuations, confirming the results of Altshuler, Aronov, and Khmel'nitskii, which were derived by keeping only the classical (thermal) part of the fluctuations. Moreover, our approach has also enabled us to calculate quantitatively the leading corrections to the decoherence rate, and to discuss in detail the energy dependence of the decoherence rate (and the Cooperon decay function), also for energies higher than the temperature.

Paper II will be devoted to substantiating these results with the full machinery of the Keldysh diagrammatic perturbation theory.

ACKNOWLEDGMENTS

We thank I. Aleiner, B. Altshuler, M. Vavilov, I. Gornyi,

and, in equal measure, D. Golubev and A. Zaikin for numerous patient and constructive discussions. Moreover, we acknowledge illuminating discussions with J. Imry, P. Kopietz, J. Kroha, A. Mirlin, G. Montambaux, H. Monien, A. Rosch, I. Smolyarenko, G. Schön, P. Wölfle, and A. Zawadowski. Finally, we acknowledge the hospitality of the centers of theoretical physics in Trieste, Santa Barbara, Aspen, Dresden, and Cambridge, and of Cornell University, where some of this work was performed. F.M. and J.v.D. acknowledge support by the DIP program and the NIM cluster. F.M. was supported by a DFG scholarship while completing parts of this work. V.A. and R.S. were supported by NSF Grants No. DMR-0242120 and No. PHY99-07949 and R.S. acknowledges support by the UK EPSRC.

APPENDIX A: EVALUATION OF $\mathcal{P}(z)$

In this appendix, we derive Eq. (39) for $F_d(t)$ and Eq. (40) for $\mathcal{P}_d(t)$, starting from Eq. (36).

The latter contains the function $\delta\tilde{P}_d(\tau_{34}, \tilde{\tau}_{34})$, defined in Eq. (38), which may be calculated as follows: We render the momentum integral in Eq. (38) Gaussian using the integral representation

$$\frac{e^{-\bar{q}^2 D t \tau}}{\bar{q}^2 D} = \frac{e^{-\bar{q}^2 D t}}{\bar{q}^2 D} - t \tau \int_{1/\tau}^1 dx e^{-\bar{q}^2 D t \tau x}, \quad (\text{A1})$$

then perform the Gaussian $\int(d\bar{q})$ integral and, finally, the auxiliary $\int dx$ integrals, obtaining (with $L_t = \sqrt{D t}$)

$$\delta\tilde{P}_d(\tau, \tilde{\tau}) = \frac{2^{2-d}}{\pi^{d/2} g_d(L_t)} \left\{ \begin{array}{l} \sqrt{\tilde{\tau}} - \sqrt{\tau} \\ (1/2) \ln(\tilde{\tau}/\tau) \\ \frac{1}{\sqrt{\tau}} - \frac{1}{\sqrt{\tilde{\tau}}} \end{array} \right\} \text{ for } \left\{ \begin{array}{l} d=1 \\ d=2 \\ d=3 \end{array} \right\}. \quad (\text{A2})$$

Inserting these expressions into Eq. (36) and performing the $d\tilde{\tau}_{34}$ integral result in Eq. (39) for the decay function $F_d(t)$, where for closed random walks we obtain

$$\begin{aligned} \mathcal{P}_1^{\text{crw}}(z) &= \frac{1}{\pi^{1/2}} \left[(2z-3)[(1-z)z]^{1/2} + \frac{1}{2} \cos^{-1}(2z-1) \right], \\ \mathcal{P}_2^{\text{crw}}(z) &= \frac{1}{\pi} [2(z-1) - \ln z], \\ \mathcal{P}_3^{\text{crw}}(z) &= \frac{1}{\pi^{3/2}} \left[\left(\frac{1-z}{z} \right)^{1/2} - \cos^{-1}(2z-1) \right] \end{aligned} \quad (\text{A3a})$$

(with $\cos^{-1}(2z-1) \in [\pi, 0]$ for $z \in [0, 1]$), whereas for unrestricted random walks, we get

$$\begin{aligned} \mathcal{P}_1^{\text{urw}}(z) &= \frac{1}{\pi^{1/2}} \left[\frac{8}{3} (1-z)^{3/2} - 4(1-z)z^{1/2} \right], \\ \mathcal{P}_2^{\text{urw}}(z) &= \frac{1}{\pi} \left\{ (1-z) \left[\ln \left(\frac{1-z}{z} \right) - 1 \right] \right\}, \end{aligned}$$

$$\mathcal{P}_3^{\text{urw}}(z) = \frac{1}{\pi^{3/2}} \left[\frac{1-z}{z^{1/2}} - 2(1-z)^{1/2} \right]. \quad (\text{A3b})$$

Expanding $\mathcal{P}_d(z)$ for small values of its argument yields Eqs. (40).

APPENDIX B: FREQUENCY REPRESENTATION FOR $F_{d,\text{urw}}(t)$

In this appendix, we discuss the derivation of Eq. (41), which expresses $F_{d,\text{urw}}(t)$ in terms of a frequency integral. We shall begin, however, more generally, by considering the case of closed random walks, starting from Eq. (30) for $F_{d,\text{crw}}(t)$, with $\langle VV \rangle_{\bar{q}\bar{\omega}}^{\text{eff}}$ given by Eq. (35). Setting $t_4 \rightarrow -t_4$ in the vertex term of Eq. (32a) for $\delta\tilde{P}^{\text{crw}}$ yields the combination $[e^{-i\bar{\omega}t_{34}} - e^{-i\bar{\omega}\tilde{t}_{34}}] \tilde{P}_{(0,t)}^{\text{crw}}(\bar{q}, t_{34})$. Expressing the latter factor through the first line of Eqs. (29), we obtain

$$F_{d,\text{crw}}(t) = \int (dq)(d\bar{q})(d\bar{\omega}) \frac{\mathcal{W}_{\text{eff}}(\bar{\omega}) K_{\bar{q}\bar{\omega}}^t}{\hbar \nu D \bar{q}^2 \tilde{C}^0(0,t)}, \quad (\text{B1})$$

where we have defined the kernel [with $\Delta = (E_{q-\bar{q}} - E_q)$]

$$\begin{aligned} K_{\bar{q}\bar{\omega}}^t &= 2 \int_{-t/2}^{t/2} dt_3 \int_{-t/2}^{t_3} dt_4 [e^{-i\bar{\omega}t_{34}} - e^{-i\bar{\omega}\tilde{t}_{34}}] e^{-E_{q-\bar{q}} t - \Delta t_{34}} \\ &= 2 e^{-E_q t} \left[\frac{\Delta t}{\Delta^2 + \bar{\omega}^2} \left(1 - \frac{\sin(\bar{\omega}t)}{\bar{\omega}t} \right) + \frac{e^{-t(\Delta+i\bar{\omega})} - 1}{(\Delta+i\bar{\omega})^2} \right. \\ &\quad \left. - \frac{e^{-t\Delta} - e^{i\bar{\omega}t}}{\Delta^2 + \bar{\omega}^2} \right]. \end{aligned} \quad (\text{B2})$$

The corresponding expressions for $F_d^{\text{urw}}(t)$ have the same form, but [in accordance with Eqs. (4)] without the $\int(dq)$ integral and the factor $1/\tilde{C}^0$, and with $E_q=0$ in the integrand, so that $\Delta \mapsto \Delta_0 \equiv D\bar{q}^2$, $K_{\bar{q}\bar{\omega}}^t/\tilde{C}^0 \mapsto K_{0\bar{q}\bar{\omega}}^t$.

To proceed further, the spectrum $\mathcal{W}_{\text{eff}}(\bar{\omega})$ has to be specified. For the case of classical white Nyquist noise, where it is given by $\mathcal{W}_{\text{cl}}(\bar{\omega})=T$, the frequency integrals can be performed explicitly by contour methods, yielding

$$\begin{aligned} F_{d,\text{crw}}^{\text{cl}}(t) &= T t \int \frac{(dq)(d\bar{q})}{\tilde{C}^0(0,t)} \frac{e^{-E_q t}}{\hbar \nu D \bar{q}^2} \left\{ 1 - \frac{1 - e^{-\Delta t}}{\Delta t} \right\}, \\ F_{d,\text{urw}}^{\text{cl}}(t) &= T t \int (d\bar{q}) \frac{1}{\hbar \nu D \bar{q}^2} \left\{ 1 - \frac{1 - e^{-\Delta_0 t}}{\Delta_0 t} \right\}. \end{aligned} \quad (\text{B3})$$

For $F_{d,\text{urw}}^{\text{cl}}(t)$, this result stems purely from the first line of Eq. (B2), since the two terms in its second line each (separately) give zero. [Note that Eqs. (B3) are actually obtained most easily by performing the $\int(d\bar{\omega})$ integral in Eq. (B1) before the time integrals.] Both expressions for $F_d^{\text{cl}}(t)$ are free of infrared divergencies as $\bar{q} \rightarrow 0$ [in accordance with the discussion after Eq. (38)], but for $d=2$ and 3 , they are ultraviolet divergent, as discussed at the end of Sec. VI A. For $d=1$, the momentum integrals can be performed by first rendering them Gaussian, using the integral representation (1

$-e^{-b})/b = \int_0^1 dx e^{-bx}$, and performing the auxiliary dx integrals last, whereupon Eqs. (44) are recovered.

For nontrivial choices of $\mathcal{W}_{\text{eff}}(\bar{\omega})$, such as \mathcal{W}_{sqn} or \mathcal{W}_{pp} for quantum noise, the $\int(d\bar{\omega})$ integral has to be performed last. To make progress with the momentum integrals, let us make some simplifications (which the main text manages to avoid): Firstly, we shall henceforth study only the case of unrestricted random walks, $F_{d,\text{urw}}(t)$ [whose asymptotic large- t behavior differs from that of $F_{d,\text{crw}}(t)$ only for $d=1$, as shown in the main text]. Secondly, we shall retain only the

term in the first line of Eq. (B2) for $K_{0\bar{q}\bar{\omega}}^t$, which dominates the behavior for large t , and drop the “subleading” terms in the second line (which yield zero for \mathcal{W}_{cl} , as mentioned above). Performing the $\int(d\bar{q})$ integral in Eq. (B1) using

$$\frac{2}{\pi} \int \frac{(d\bar{q})}{\hbar \nu D \bar{q}^2} \left[\frac{\Delta_0}{\Delta_0^2 + \bar{\omega}^2} \right] = p_d \bar{\omega}^{d/2-2}, \quad (\text{B4})$$

we obtain Eq. (41), with $p_1 = \sqrt{2}\gamma_1/\pi$, $p_2 = 1/g_2 2\pi$, and $p_3 = 1/\sqrt{2}\gamma_3\pi^2$ [for γ_1 , g_2 , and γ_3 , see Eq. (7)].

-
- ¹E. Abrahams, P. W. Anderson, D. C. Licciardello, and T. V. Ramakrishnan, *Phys. Rev. Lett.* **42**, 673 (1979).
- ²B. L. Altshuler, D. Khmel'nitzkii, A. I. Larkin, and P. A. Lee, *Phys. Rev. B* **22**, 5142 (1980).
- ³B. L. Altshuler, A. G. Aronov, D. E. Khmel'nitskii, and A. I. Larkin, in *Quantum Theory of Solids*, edited by I. M. Lifshitz (Mir, Moscow, 1982).
- ⁴G. Bergmann, *Phys. Rep.* **107**, 1 (1984).
- ⁵P. A. Lee and T. V. Ramakrishnan, *Rev. Mod. Phys.* **57**, 287 (1985).
- ⁶S. Chakravarty and A. Schmid, *Phys. Rep.* **140**, 193 (1987).
- ⁷B. Kramer and A. MacKinnon, *Rep. Prog. Phys.* **6**, 1469 (1993).
- ⁸D. S. Golubev and A. D. Zaikin, *Phys. Rev. Lett.* **81**, 1074 (1998).
- ⁹D. S. Golubev and A. D. Zaikin, *Phys. Rev. B* **59**, 9195 (1999).
- ¹⁰D. S. Golubev and A. D. Zaikin, *Phys. Rev. B* **62**, 14061 (2000).
- ¹¹D. S. Golubev, A. D. Zaikin, and G. Schön, *J. Low Temp. Phys.* **126**, 1355 (2002).
- ¹²D. S. Golubev and A. D. Zaikin, *J. Low Temp. Phys.* **132**, 11 (2003).
- ¹³D. S. Golubev, C. P. Herrero, and A. D. Zaikin, *Europhys. Lett.* **63**, 426 (2003).
- ¹⁴D. S. Golubev, G. Schön, and A. D. Zaikin, *J. Phys. Soc. Jpn.* **72**, Suppl. A, 30 (2003).
- ¹⁵I. L. Aleiner, B. L. Altshuler, and M. E. Gershenson, *Waves Random Media* **9**, 201 (1999); *Phys. Rev. Lett.* **82**, 3190 (1999).
- ¹⁶K. A. Eriksen and P. Hedegard, arXiv:cond-mat/9810297 (unpublished); Dimitrii S. Golubev and Andrei D. Zaikin, arXiv:cond-mat/9810368 (unpublished).
- ¹⁷M. Vavilov and V. Ambegaokar, arXiv:cond-mat/9902127 (unpublished).
- ¹⁸T. R. Kirkpatrick and D. Belitz, *Phys. Rev. B* **65**, 195123 (2002); arXiv:cond-mat/0112063 (unpublished).
- ¹⁹I. L. Aleiner, B. L. Altshuler, and M. G. Vavilov, *J. Low Temp. Phys.* **126**, 1377 (2002).
- ²⁰Y. Imry, arXiv:cond-mat/0202044 (unpublished).
- ²¹F. Marquardt, arXiv:cond-mat/0207692 (unpublished).
- ²²I. L. Aleiner, B. L. Altshuler, and M. G. Vavilov, arXiv:cond-mat/0208264 (unpublished).
- ²³J. v. Delft, *J. Phys. Soc. Jpn.* **72**, 24 (2003).
- ²⁴J. v. Delft, arXiv:cond-mat/0510563 (unpublished).
- ²⁵J. von Delft, F. Marquardt, R. A. Smith, and V. Ambegaokar, following paper, *Phys. Rev. B* **76**, 195332 (2007).
- ²⁶B. L. Altshuler, A. G. Aronov, and D. E. Khmel'nitskii, *J. Phys. C* **15**, 7367 (1982).
- ²⁷The benefit of restricting the average to self-returning random walks has been independently recognized by G. Montambaux and E. Akkermans [(private communication); *Phys. Rev. Lett.* **95**, 016403 (2005)]; see also Ref. 52.
- ²⁸A. Volker and P. Kopietz, *Phys. Rev. B* **61**, 13508 (2000).
- ²⁹H. Fukuyama and E. Abrahams, *Phys. Rev. B* **27**, 5976 (1983).
- ³⁰D. Cohen and Y. Imry, *Phys. Rev. B* **59**, 11143 (1999).
- ³¹P. Mohanty, E. M. Q. Jariwala, and R. A. Webb, *Phys. Rev. Lett.* **78**, 3366 (1997); *Fortschr. Phys.* **46**, 779 (1998).
- ³²In the condition $F_d(\tau_{\varphi,d})=1$, which we use to define $\tau_{\varphi,d}$, our choice of 1 as threshold constant is somewhat arbitrary, leading to a corresponding arbitrariness in the numerical prefactor of the resulting τ_{φ} ; this arbitrariness does not, however, affect the function $F_d(t)$ itself or the magnetoconductivity derived therefrom.
- ³³A. Stern, Y. Aharonov, and Y. Imry, *Phys. Rev. A* **41**, 3436 (1990); see also Y. Imry, *Introduction to Mesoscopic Physics*, 2nd ed. (Oxford University Press, New York, 2002).
- ³⁴AAK (Ref. 26) is known to contain various incorrect factors of 2. They can be eliminated by replacing $\eta/2 \rightarrow \eta$ in AAK's Eq. (6) and rederiving all subsequent equations. For example, one needs $\frac{1}{2}\omega(t_1 \pm t_2) \rightarrow \omega(t_1 \pm t_2)$ in Eq. (9) and $T \rightarrow 2T$ in Eq. (19) and subsequent equations, e.g., Eqs. (20), (22), (23), (26), and (28), so that their $d=1$ decoherence time (τ_N) and magnetoconductivity ($\Delta\sigma$) take the forms given in this paper [or by Eqs. (2.38b) and (2.42c) of Ref. 15, respectively].
- ³⁵In this paper, temperature is measured in units of frequency, i.e., T stands for $k_B T/\hbar$ throughout; likewise, although ε will often be referred to as “excitation energy,” it stands for frequency.
- ³⁶R. P. Feynman and F. L. Vernon, *Ann. Phys. (N.Y.)* **24**, 118 (1963); R. P. Feynman and A. R. Hibbs, *Quantum Mechanics and Path Integrals* (McGraw-Hill, New York, 1965).
- ³⁷Actually, we shall calculate the Cooperon for *finite* times, $\tilde{C}(0,t) = \int d\omega e^{i\omega t} \tilde{C}(0,\omega)$, i.e., we need $\tilde{C}(0,\omega)$ for nonzero frequencies. Thus, the energies of the particle and hole trajectories should, strictly speaking, differ by ω , i.e., we should take these energies to be ε and $\varepsilon - \omega$, respectively. However, it will turn out that in order to determine τ_{φ} , we need to know $\tilde{C}(0,t)$ only in the long-time limit where $\max\{T,\varepsilon\}t \gg 1$, implying $\omega/\max\{T,\varepsilon\} \ll 1$, so that the energy difference ω between particle and hole trajectories can be neglected. We shall do so throughout Paper I, but in Paper II, we will include the ω dependence and confirm by explicit calculation (Paper II, Appendix C 1) that it produces corrections that are negligible for $\max\{T,\varepsilon\}t \gg 1$.

- ³⁸The leading term of Eq. (12a) has also been derived in Ref. 24.
- ³⁹F. Pierre, A. B. Gougam, A. Anthore, H. Pothier, D. Esteve, and Norman O. Birge, *Phys. Rev. B* **68**, 085413 (2003).
- ⁴⁰E. Akkermans and G. Montambaux, *Physique Mésoscopique des Électrons et des Photons* (EDP Sciences, Paris, 2004), <http://www.lps.u-psud.fr/Utilisateurs/gilles/livre.htm>
- ⁴¹Here, “weak” magnetic field means that we assume the cyclotron frequency to be much smaller than the inverse elastic scattering time $1/\tau_{el}$, and hence, neglect the Lorenz force’s effect on electron trajectories, which tends to curve them between scattering events off impurities.
- ⁴²W. Eiler, *J. Low Temp. Phys.* **56**, 481 (1984); W. Eiler, *Solid State Commun.* **56**, 917 (1985).
- ⁴³Two examples of noise with a Gaussian distribution are classical white Nyquist noise and the Coulomb interaction, treated in the random phase approximation.
- ⁴⁴See the discussion after Eq. (9.14) of Ref. 6; the sign in front of f is wrong.
- ⁴⁵F. Marquardt, *Europhys. Lett.* **72**, 788 (2005); *Phys. Rev. B* **74**, 125319 (2006).
- ⁴⁶H. Pothier, S. Gueron, N. O. Birge, D. Esteve, and M. H. Devoret, *Phys. Rev. Lett.* **79**, 3490 (1997).
- ⁴⁷B. L. Altshuler and A. G. Aronov, *Solid State Commun.* **38**, 1031 (1981).
- ⁴⁸In AAG’s Eq. (4.13b), the factor $[\ln(T\tau_H)+1]$ contains a typo; it should be $[\ln(T\tau_H)-1]$ [I. Aleiner (private communication)].
- ⁴⁹The result $\tau_{\phi,1}^{AAG}=2/T\sqrt{\gamma_1\tau_H}$ corresponds to AAG’s Eq. (4.9b) after correcting for two typos in Ref. 15: their Eq. (4.3b) needs an extra factor of 1/2 on the right-hand side, implying that the factor of 1/4 in their Eq. (4.9b) should be replaced by 1/2.
- ⁵⁰J. Rammer and H. Smith, *Rev. Mod. Phys.* **58**, 323 (1986).
- ⁵¹This assumption is stated in Ref. 9, in the first sentence after Eq. (68): the Fermi function “depends only on the energy and not on time because the energy is conserved along the classical path.”
- ⁵²By averaging GZ’s decay function $f_d(t)$, defined in Eq. (22) of Ref. 10, over time-reversed pairs of unrestricted random walks using Eq. (25), it can be brought into the form of our $F_{d,urw}^{sqn}(t)$ [Eq. (72)]. Moreover, setting $F_{1,urw}^{sqn}(\tau_\phi)=1$ in our Eq. (41), with $\mathcal{W}_{eff}(\bar{\omega})$ replaced by $\mathcal{W}_{sqn}(\bar{\omega})$ of Eq. (52b), we immediately recover GZ’s defining relation for $1/\tau_{\phi,1}$, as given in Eq. (76) of Ref. 9 (except that they inserted the infrared cutoff by hand and determined it self-consistently, because in Ref. 9 they did not evaluate the vertex contributions explicitly; the latter were included fully in Ref. 10).